

Pirelli Dutch Round, 17-19 April 2026
Results Race 2

Laps 12 = 54,504 Km - Time of Race 20'44.185 - Avg. 157,705 km/h

Pos	Grid	No. Rider	Nat	Team	Bike	LL	Gap	Rel.	Fastest Lap	Speed	Qualifying	Speed
1	1	65 F. FLEERACKERS	BEL	Track & Trades Wixx Racing	Suzuki GSX-8R	12			1'42.779	229,3	1'42.862	225,0
2	3	91 M. VANNUCCI	ITA	Revo-M2	Aprilia RS 660 Factory	12	0.097	0.097	1'42.634	226,4	1'42.994	215,1
3	5	6 J. BUIJS	NED	Track & Trades Wixx Racing	Suzuki GSX-8R	12	0.210	0.113	1'42.532	233,3	1'42.505	223,6
4	6	38 D. SALVADOR	ESP	Team ProDina Kawasaki XCI	Kawasaki ZX-6R 636	12	0.398	0.188	1'42.610	224,5	1'42.853	225,0
5	9	68 K. BEEKMANS	NED	VLR Racing Team Suzuki	Suzuki GSX-8R	12	0.555	0.157	1'42.491	228,8	1'42.765	225,0
6	4	34 X. ARTIGAS	ESP	MTM Kawasaki	Kawasaki ZX-6R 636	12	1.078	0.523	1'42.400	226,9	1'42.716	220,4
7	7	18 B. IERACI	ITA	CM Triumph Factory Racing	Triumph Daytona 660	12	1.891	0.813	1'42.525	225,9	1'43.478	221,3
8	10	71 L. VENEMAN	NED	MTM Kawasaki	Kawasaki ZX-6R 636	12	1.936	0.045	1'42.360	228,3	1'42.499	228,8
9	2	50 C. THOMPSON	AUS	Team BrCorse	Yamaha YZF-R7	12	2.031	0.095	1'42.830	229,3	1'43.128	223,6
10	13	47 A. TORRES	ESP	Team ProDina Kawasaki XCI	Kawasaki ZX-6R 636	12	2.136	0.105	1'42.768	230,8	1'43.089	224,1
11	16	7 B. FERNANDEZ	ESP	Kove Racing Team 109	Kove 450RR	12	2.225	0.089	1'42.190	228,8	1'43.621	227,4
12	12	43 M. GAGGI	ITA	Team BrCorse	Yamaha YZF-R7	12	2.591	0.366	1'42.655	229,3	1'42.970	226,4
13	17	55 H. DESSOY	GBR	PHR Performance Triumph	Triumph Daytona 660	12	11.745	9.154	1'42.910	232,3	1'43.836	228,8
14	8	23 E. BARTOLINI	ITA	CM Triumph Factory Racing	Triumph Daytona 660	12	15.414	3.669	1'42.917	228,3	1'43.835	220,9
15	26	26 M. GENNAI	ITA	Panattoni BGR Smrz Racing	Yamaha YZF-R7	12	15.456	0.042	1'43.680	227,4	1'44.514	218,6
16	24	40 J. CORREA	USA	Pons Motosport Italika Racing	Kawasaki ZX-6R 636	12	15.491	0.035	1'43.755	227,4	1'44.462	225,0
17	18	77 J. OSUNA	ESP	Deza-Box 77 Racing Team	Kawasaki ZX-6R 636	12	15.731	0.240	1'43.542	224,5	1'44.120	225,0
18	32	12 H. MAIER	BRA	Yamaha AD78 FIMLA by MS Racing	Yamaha YZF-R7	12	18.842	3.111	1'44.117	224,1	1'45.298	220,0
19	22	33 G. SANCHEZ	ESP	ARCO Yamaha MotoR University Team	Yamaha YZF-R7	12	19.057	0.215	1'44.051	229,3	1'44.340	224,5
20 P	25	66 P. TONN	GER	Kove Racing Team 109	Kove 450RR	12	19.100	0.043	1'43.771	231,3	1'44.496	223,1
21	27	89 T. AKSU	AUS	PATA AG Motorsport Italia	Yamaha YZF-R7	12	19.532	0.432	1'43.885	227,8	1'44.569	223,6
22	21	39 J. RISUENO	ESP	Pons Motosport Italika Racing	Kawasaki ZX-6R 636	12	19.767	0.235	1'44.020	228,3	1'44.188	221,8
23 P	20	16 A. FUERTES	ESP	Deza-Box 77 Racing Team	Kawasaki ZX-6R 636	12	21.948	2.181	1'43.986	225,9	1'44.169	225,0
24	23	41 I. PERISTERAS	GRE	MMR	Aprilia RS 660 Factory	12	22.117	0.169	1'43.974	227,8	1'44.365	223,1
25	11	73 F. SEABRIGHT	GBR	PHR Performance Triumph	Triumph Daytona 660	12	23.282	1.165	1'43.654	229,8	1'42.938	227,8
26	19	69 A. DI PERSIO	ITA	ARCO Yamaha MotoR University Team	Yamaha YZF-R7	12	24.674	1.392	1'44.675	228,3	1'44.166	223,1
27	34	93 A. AGASKA	INA	Progp Nitiracing	Yamaha YZF-R7	12	25.555	0.881	1'44.765	227,8	1'46.181	225,0
28	30	98 T. BENETTI	ITA	MMR	Aprilia RS 660 Factory	12	28.781	3.226	1'44.424	222,7	1'44.918	221,8
29	33	13 I. SCHUNSELAAR	NED	Indi Racing by Yamaha Ten Kare Racing	Yamaha YZF-R7	12	37.824	9.043	1'45.363	227,8	1'45.409	222,7
30	28	21 T. SOVICKA	CZE	Panattoni BGR Smrz Racing	Yamaha YZF-R7	12	47.469	9.645	1'45.596	225,9	1'44.628	223,1
-----Not Classified-----												
RET	15	11 M. SORRENTI	ITA	Revo-M2	Aprilia RS 660 Factory	5	7 Laps		1'43.844	222,7	1'43.504	215,1
RET	31	79 T. ALONSO	POR	Miguel Oliveira Team	Yamaha YZF-R7	3	9 Laps		1'45.395	222,2	1'45.253	219,5
RET	29	92 G. CAZARD	FRA	Yamaha AD78 FIMLA by MS Racing	Yamaha YZF-R7	0				226,9	1'44.817	220,9
NS	14	27 F. MULYA	INA	Progp Nitiracing	Yamaha YZF-R7						1'43.396	225,0

AIR	Humidity:	71%	Temp:	11°C
TRACK	Condition:	Dry	Temp:	15°C

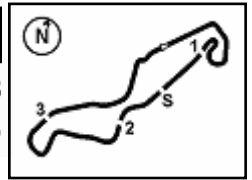
Records	Pole (SP)	2026	L.Veneman	1'42.499	159,525 Km/h
	Race (RC1)	2026	F.Fleerackers	1'42.575	159,407 Km/h
	All Times (SP)	2026	L.Veneman	1'42.499	159,525 Km/h
	Race Fastest Lap	[New Record]	Lap 4	B.Fernandez	1'42.190

19/04/2026 13:00 13:24 The results are provisional until the end of the time limit for protests and appeals and the completion of the technical checks.

Clerk Of The Course: **Roland Brontsema**
Publication Time: **13:43**

These data/results cannot be reproduced, stored and/or transmitted in whole or in part by any manner of electronic, mechanical, photocopying, recording, broadcasting or otherwise now known or herein after developed without the previous express consent by the copyright owner, except for reproduction in daily press and regular printed publications on sale to the public within 60 days of the event related to those data/results and always provided that copyright symbol appears together as follows below.

© DORNA WSBK ORGANIZATION Srl 2026



Pirelli Dutch Round, 17-19 April 2026
Results Race 2

LAP LEADERS

No.	Rider	From	To	Laps	Total
6	J. BUIS	1	1	1	
65	F. FLEERACKERS	2	3	2	
6	J. BUIS	4	5	2	
65	F. FLEERACKERS	6	6	1	
6	J. BUIS	7	7	1	
65	F. FLEERACKERS	8	9	2	
91	M. VANNUCCI	10	10	1	1
6	J. BUIS	11	11	1	5
65	F. FLEERACKERS	12	12	1	6

TOTAL LEADER LAPS

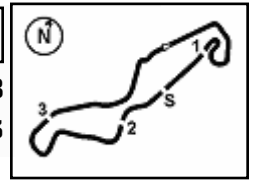
No.	Rider	Laps
6	J. BUIS	15
65	F. FLEERACKERS	13
71	L. VENEMAN	5
91	M. VANNUCCI	4
34	X. ARTIGAS	2
47	A. TORRES	1

Start End The results are provisional until the end of the time limit for protests and appeals
19/04/2026 13:00 13:24 and the completion of the technical checks.

Clerk Of The Course: **Roland Brontsema**
Publication Time: **13:43**

These data/results cannot be reproduced, stored and/or transmitted in whole or in part by any manner of electronic, mechanical, photocopying, recording, broadcasting or otherwise now known or herein after developed without the previous express consent by the copyright owner, except for reproduction in daily press and regular printed publications on sale to the public within 60 days of the event related to those data/results and always provided that copyright symbol appears together as follows below.

© DORNA WSBK ORGANIZATION Srl 2026



Pirelli Dutch Round, 17-19 April 2026
Results Race 2

Race Highlights

Time	No. Rider	Description
12.45.00		Sighting Lap Started
12.50.00	27 F. MULYA	#27 didn't exit pit lane
12.57.50		Warm Up Lap Started
13.00.27		Start of Session
13.00.53	73 F. SEABRIGHT	#73 2X Long Lap Penalty - Irresponsible Riding - Race 1
13.01.16		Yellow Flag Out - Turn 7-8
13.01.29	92 G. CAZARD	#92 Crashed - Turn 7
13.01.47	41 I. PERISTERAS	#41 Long Lap Penalty - Irresponsible Riding - Warm Up 2
13.01.57	77 J. OSUNA	#77 Long Lap Penalty - Warm Up 2
13.02.01	92 G. CAZARD	#92 Not Actively Competing
13.02.13		Yellow Flag Out - Turn 7-8
13.02.26		No Jump Starts
13.02.38		Yellow Flag Out - Turn 7-8
13.02.38	73 F. SEABRIGHT	#73 1 of 2X Long Lap Penalty Completed
13.02.47		Yellow Flag In - Turn 7-8
13.04.01	98 T. BENETTI	#98 On the Gravel - Rejoined - Turn 17
13.04.30	73 F. SEABRIGHT	#73 2 of 2X Long Lap Penalty Completed
13.04.39	41 I. PERISTERAS	#41 Long Lap Penalty Completed
13.04.39	77 J. OSUNA	#77 Long Lap Penalty Completed
13.05.11	73 F. SEABRIGHT	#73 Long Lap Penalty - Warm Up 2
13.05.51	79 T. ALONSO	#79 Entered Pit Lane
13.06.12	73 F. SEABRIGHT	#73 Long Lap Penalty Completed
13.07.36	79 T. ALONSO	#79 Exited Pit Lane
13.07.46		Double Yellow Flag Out - Turn 5
13.07.47		Yellow Flag Out - Turn 5
13.07.52	23 E. BARTOLINI	#23 Crashed - Turn 5
13.08.02		Yellow Flag In - Turn 5
13.08.02		Riders Under Yellow Flag at Turn 5: #55 #39 #77 #33 #11 #16 #40 #89 #26 #66 #69 #73 #12 #41 #93 #23 #13 #98
13.08.13	23 E. BARTOLINI	#23 Rejoined
13.08.27		Yellow Flag Out - Turn 7
13.08.29		Yellow Flag Out - Turn 7-8
13.08.32		Yellow Flag Out - Turn 7-8
13.08.39	23 E. BARTOLINI	#23 Lap Time Cancelled [1'42.185] - Exceeded Track Limits - Turn 15
13.08.43	79 T. ALONSO	#79 Crashed - Turn 7
13.09.20	89 T. AKSU	#89 Lap Time Cancelled [1'44.244] - Exceeded Track Limits - Turn 17
13.09.39		Yellow Flag Out - Turn 5
13.09.42		Yellow Flag In - Turn 7-8
13.09.44		Yellow Flag In - Turn 7
13.09.44		Riders Under Yellow Flag at Turn 7: #79 #6 #71 #38 #65 #91 #18 #34 #7
13.09.48		Yellow Flag Out - Turn 5
13.09.55	11 M. SORRENTI	#11 Crashed - Turn 5
13.10.18	73 F. SEABRIGHT	#73 Crashed - Turn 5
13.10.25	73 F. SEABRIGHT	#73 Rejoined
13.11.04	16 A. FUERTES	#16 Lap Time Cancelled [1'44.512] - Exceeded Track Limits - Turn 17
13.11.15		Yellow Flag In - Turn 5
13.11.15		Riders Under Yellow Flag at Turn 5: #41 #12 #93 #23 #13 #98 #21 #11 #65 #6 #38 #71 #91 #18 #7 #34 #50 #68 #47 #43
13.12.12	89 T. AKSU	#89 Course Cutting at Turn 17 Under Investigation
13.12.34		Incident at turn 5 - Under Investigation
13.12.51	89 T. AKSU	#89 Long Lap Penalty - Course Cut at Turn 17 without losing 1 second
13.13.23	11 M. SORRENTI	#11 Medical Centre
13.14.52	89 T. AKSU	#89 Long Lap Penalty Completed
13.15.10	18 B. IERACI	#18 Lap Time Cancelled [1'43.488] - Exceeded Track Limits - Turn 15
13.15.28		2/3 of Race Distance Completed
13.17.19	43 M. GAGGI	#43 Lap Time Cancelled [1'43.207] - Exceeded Track Limits - Turn 17
13.17.20		WHITE FLAG
13.18.54	39 J. RISUENO	#39 Lap Time Cancelled [1'44.907] - Exceeded Track Limits - Turn 18
13.18.56		DROPS of RAIN in Sector(s): 1
13.19.28	66 P. TONN	#66 Lap Time Cancelled [1'45.311] - Exceeded Track Limits - Turn 18
13.20.07	16 A. FUERTES	#16 Course Cutting at Turn 17 Under Investigation

Start End The results are provisional until the end of the time limit for protests and appeals and the completion of the technical checks.

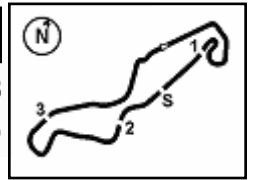
Clerk Of The Course: **Roland Brontsema**
Publication Time: **13:43**

19/04/2026 13:00 13:24

These data/results cannot be reproduced, stored and/or transmitted in whole or in part by any manner of electronic, mechanical, photocopying, recording, broadcasting or otherwise now known or herein after developed without the previous express consent by the copyright owner, except for reproduction in daily press and regular printed publications on sale to the public within 60 days of the event related to those data/results and always provided that copyright symbol appears together as follows below.

© DORNA WSBK ORGANIZATION Srl 2026





Pirelli Dutch Round, 17-19 April 2026
Results Race 2

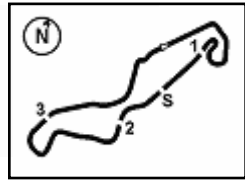
13.20.18	16 A. FUERTES	#16 Course Cutting at Turn 17 - No Further Action
13.21.01	73 F. SEABRIGHT	#73 Lap Time Cancelled [1'43.810] - Exceeded Track Limits - Turn 18
13.21.06	7 B. FERNANDEZ	#7 Lap Time Cancelled [1'44.775] - Exceeded Track Limits - Turn 18
13.21.14		Yellow Flag Out - Turn 7-8
13.22.29	43 M. GAGGI	#43 Course Cutting at Turn 17 Under Investigation
13.22.37	43 M. GAGGI	#43 Course Cutting at Turn 17 - No Further Action
13.35.47	16 A. FUERTES	#16 Penalized by 17 seconds - Ride through automatic time penalty
13.36.09	66 P. TONN	#66 Penalized to Drop 1 Position - Exceeded Track Limits on Final Lap - Turn 17
13.36.21		End of Session
13.39.35		Incident between #18 and #91 at turn 5 - No further action

19/04/2026 13:00 13:24 The results are provisional until the end of the time limit for protests and appeals and the completion of the technical checks.

Clerk Of The Course: **Roland Brontsema**
Publication Time: **13:43**

These data/results cannot be reproduced, stored and/or transmitted in whole or in part by any manner of electronic, mechanical, photocopying, recording, broadcasting or otherwise now known or herein after developed without the previous express consent by the copyright owner, except for reproduction in daily press and regular printed publications on sale to the public within 60 days of the event related to those data/results and always provided that copyright symbol appears together as follows below.

© DORNA WSBK ORGANIZATION Srl 2026



Pirelli Dutch Round, 17-19 April 2026
Riders Standings

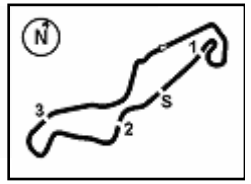
TT Circuit Assen 4.542 m

	Points	Points From First	Points From Previous	March 23 PORTIMAO	April 19 ASSEN	May 17 MOST	May 31 ARAGON	June 14 MISANO	September 9 MAGNY-COURS	September 27 CREMONA	October 18 JEREZ								
1 SALVADOR David (ESP)	69			20 20	16 13														
2 BUIS Jeffrey (NED)	64	5		13 10	25 16														
3 FLEERACKERS Ferre (BEL)	59	10	5	16 7	11 25														
4 ARTIGAS Xavi (ESP)	54	15	5	11 13	20 10														
5 TORRES Antonio (ESP)	53	16	1	25 16	6 6														
6 VANNUCCI Matteo (ITA)	41	28	12	8 13	20														
7 VENEMAN Loris (NED)	40	29	1	7 25	8														
8 IERACI Bruno (ITA)	35	34	5	10 6	10 9														
9 BARTOLINI Elia (ITA)	22	47	13	11 9	2														
10 BEEKMANS Kas (NED)	19	50	3	8 11															
11 PONCET Diego (FRA)	18	51	1	9 9															
12 THOMPSON Carter (AUS)	16	53	2	4 2	3 7														
13 GAGGI Marco (ITA)	16	53	0	6 1	5 4														
14 FUERTES Alvaro (ESP)	13	56	3	8 5															
15 FERNANDEZ Benat (ESP)	12	57	1	7 5															
16 DESSOY Harrison (GBR)	7	62	5	4 3															
17 GENNAI Mirko (ITA)	6	63	1	3 2	1														
18 DI PERSIO Alessandro (ITA)	5	64	1	5															
19 OSUNA Jose (ESP)	4	65	1	4															
20 BENETTI Thomas (ITA)	3	66	1	3															
21 SORRENTI Mattia (ITA)	2	67	1	2															
22 SANCHEZ Gonzalo (ESP)	1	68	1	1															
23 RISUENO Juan (ESP)	1	68	0	1															

19/04/2026 First Line: Championship Standings - Second Line: Ranking Progression

These data/results cannot be reproduced, stored and/or transmitted in whole or in part by any manner of electronic, mechanical, photocopying, recording, broadcasting or otherwise now known or herein after developed without the previous express consent by the copyright owner, except for reproduction in daily press and regular printed publications on sale to the public within 60 days of the event related to those data/results and always provided that copyright symbol appears together as follows below.

© DORNA WSBK ORGANIZATION Srl 2026



TT Circuit Assen 4.542 m

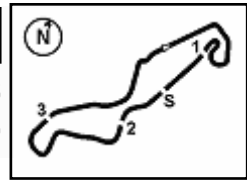
Pirelli Dutch Round, 17-19 April 2026
Manufacturers Standings

	Points	Points From First	Points From Previous	March 23		April 19		May 17	May 31	June 14	September 9	September 27	October 18							
				PORTIMAO	ASSEN	MOST	ARAGON	MISANO	MAGNY-COURS	CREMONA	JEREZ									
1 KAWASAKI	83			25 1 1	25 1 1	20 1 1	13 1 1													
2 SUZUKI	76	7		16 2 2	10 2 2	25 2 2	25 2 2													
3 APRILIA	43	40	33	2 6	8 5	13 4	20 3													
4 TRIUMPH	40	43	3	10 3	11 3	10 3	9 4													
5 YAMAHA	20	63	20	6 5	2 6	5 6	7 5													
6 HONDA	18	65	2	9 4	9 4	5	6													
7 KOVE	12	71	6			7 7	5 7													

19/04/2026 First Line: Championship Standings - Second Line: Ranking Progression

These data/results cannot be reproduced, stored and/or transmitted in whole or in part by any manner of electronic, mechanical, photocopying, recording, broadcasting or otherwise now known or herein after developed without the previous express consent by the copyright owner, except for reproduction in daily press and regular printed publications on sale to the public within 60 days of the event related to those data/results and always provided that copyright symbol appears together as follows below.

© DORNA WSBK ORGANIZATION Srl 2026



Pirelli Dutch Round, 17-19 April 2026
Teams Standings

	March 23 PORTIMAO	April 19 ASSEN	May 17 MIST	May 31 ARAGON	June 14 MISANO	September 9 MAGNY-COURS	September 27 CREMONA	October 18 JEREZ												
1 Track & Trades Wixx Racing	123																			
BUIS Jeffrey	64	13	10	25	16															
FLEERACKERS Ferre	59	16	7	11	25															
2 Team ProDina Kawasaki XCI	122 [-1]																			
SALVADOR David	69	20	20	16	13															
TORRES Antonio	53	25	16	6	6															
3 MTM Kawasaki	94 [-29]																			
ARTIGAS Xavi	54	11	13	20	10															
VENEMAN Loris	40	7	25		8															
4 CM Triumph Factory Racing	57 [-66]																			
IERACI Bruno	35	10	6	10	9															
BARTOLINI Elia	22		11	9	2															
5 Revo-M2	43 [-80]																			
VANNUCCI Matteo	41		8	13	20															
SORRENTI Mattia	2	2																		
6 Team BrCorse	32 [-91]																			
GAGGI Marco	16	6	1	5	4															
THOMPSON Carter	16	4	2	3	7															
7 VLR Racing Team Suzuki	19 [-104]																			
BEEKMANS Kas	19		8	11																
8 Rac41-Honda	18 [-105]																			
PONCET Diego	18	9	9																	
9 Deza-Box 77 Racing Team	17 [-106]																			
FUERTE Alvaro	13	8	5																	
OSUNA Jose	4		4																	
10 Kove Racing Team 109	12 [-111]																			
FERNANDEZ Benat	12		7	5																
11 PHR Performance Triumph	7 [-116]																			
DESSOY Harrison	7		4	3																
12 ARCO Yamaha MotoR University Team	6 [-117]																			
DI PERSIO Alessandro	5	5																		
SANCHEZ Gonzalo	1		1																	
13 Panattoni BGR Smrz Racing	6 [-117]																			
GENNAI Mirko	6	3	2	1																
14 MMR	3 [-120]																			
BENETTI Thomas	3	3																		
15 Pons Motosport Italika Racing	1 [-122]																			
RISUENO Juan	1	1																		

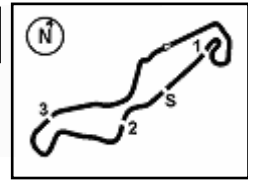
19/04/2026

These data/results cannot be reproduced, stored and/or transmitted in whole or in part by any manner of electronic, mechanical, photocopying, recording, broadcasting or otherwise now known or herein after developed without the previous express consent by the copyright owner, except for reproduction in daily press and regular printed publications on sale to the public within 60 days of the event related to those data/results and always provided that copyright symbol appears together as follows below.

© DORNA WSBK ORGANIZATION Srl 2026

FICR PERUGIA TIMING





TT Circuit Assen 4.542 m

Pirelli Dutch Round, 17-19 April 2026
Pirelli Best Lap Award

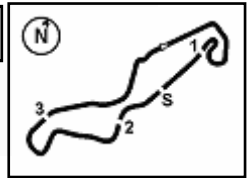
	Points	Points From First	Points From Previous	March 23	April 19	May 17	May 31	June 14	September 9	September 27	October 18							
				PORTIMAO	ASSEN	MOST	ARAGON	MISANO	MAGNY-COURS	CREMONA	JEREZ							
1 FERNANDEZ Benat (ESP)	1				1													
2 FLEERACKERS Ferre (BEL)	1	0			1													
3 VANNUCCI Matteo (ITA)	1	0	0		1													
4 VENEMAN Loris (NED)	1	0	0	1														

19/04/2026 First Line: Race 1 & 2

These data/results cannot be reproduced, stored and/or transmitted in whole or in part by any manner of electronic, mechanical, photocopying, recording, broadcasting or otherwise now known or herein after developed without the previous express consent by the copyright owner, except for reproduction in daily press and regular printed publications on sale to the public within 60 days of the event related to those data/results and always provided that copyright symbol appears together as follows below.

© DORNA WSBK ORGANIZATION Srl 2026





Pirelli Dutch Round, 17-19 April 2026
Best Sectors & Speed Race 2

RESULTS			
1	65 F. FLEERACKERS	Suzuki GSX-8R	Laps 12
2	91 M. VANNUCCI	Aprilia RS 660 Factory	0.097
3	6 J. BUIS	Suzuki GSX-8R	0.210
4	38 D. SALVADOR	Kawasaki ZX-6R 636	0.398
5	68 K. BEEKMANS	Suzuki GSX-8R	0.555
6	34 X. ARTIGAS	Kawasaki ZX-6R 636	1.078
7	18 B. IERACI	Triumph Daytona 660	1.891
8	71 L. VENEMAN	Kawasaki ZX-6R 636	1.936
9	50 C. THOMPSON	Yamaha YZF-R7	2.031
10	47 A. TORRES	Kawasaki ZX-6R 636	2.136
11	7 B. FERNANDEZ	Kove 450RR	2.225
12	43 M. GAGGI	Yamaha YZF-R7	2.291
13	55 H. DESSOY	Triumph Daytona 660	11.745
14	23 E. BARTOLINI	Triumph Daytona 660	15.414
15	26 M. GENNAI	Yamaha YZF-R7	15.456
16	40 J. CORREA	Kawasaki ZX-6R 636	15.491
17	77 J. OSUNA	Kawasaki ZX-6R 636	15.731
18	12 H. MAIER	Yamaha YZF-R7	18.842
19	33 G. SANCHEZ	Yamaha YZF-R7	19.057
20	66 P. TONN	Kove 450RR	19.100
21	89 T. AKSU	Yamaha YZF-R7	19.532
22	39 J. RISUENO	Kawasaki ZX-6R 636	19.767
23	16 A. FUERTES	Kawasaki ZX-6R 636	21.948
24	41 I. PERISTERAS	Aprilia RS 660 Factory	22.117
25	73 F. SEABRIGHT	Triumph Daytona 660	23.282
26	69 A. DI PERSIO	Yamaha YZF-R7	24.674
27	93 A. AGASKA	Yamaha YZF-R7	25.555
28	98 T. BENETTI	Aprilia RS 660 Factory	25.781
29	13 I. SCHUNSELAAR	Yamaha YZF-R7	37.824
30	21 T. SOVICKA	Yamaha YZF-R7	47.469
RET	11 M. SORRENTI	Aprilia RS 660 Factory	7 Laps
RET	79 T. ALONSO	Yamaha YZF-R7	9 Laps
RET	92 G. CAZARD	Yamaha YZF-R7	
NS	27 F. MULYA	Yamaha YZF-R7	

SPEED			
1	6 J. BUIS	Suzuki GSX-8R	233,3
2	55 H. DESSOY	Triumph Daytona 660	232,3
3	66 P. TONN	Kove 450RR	231,3
4	47 A. TORRES	Kawasaki ZX-6R 636	230,8
5	73 F. SEABRIGHT	Triumph Daytona 660	229,8
6	43 M. GAGGI	Yamaha YZF-R7	229,3
7	50 C. THOMPSON	Yamaha YZF-R7	229,3
8	65 F. FLEERACKERS	Suzuki GSX-8R	229,3
9	33 G. SANCHEZ	Yamaha YZF-R7	229,3
10	68 K. BEEKMANS	Suzuki GSX-8R	228,8
11	7 B. FERNANDEZ	Kove 450RR	228,8
12	23 E. BARTOLINI	Triumph Daytona 660	228,3
13	71 L. VENEMAN	Kawasaki ZX-6R 636	228,3
14	39 J. RISUENO	Kawasaki ZX-6R 636	228,3
15	69 A. DI PERSIO	Yamaha YZF-R7	228,3
16	41 I. PERISTERAS	Aprilia RS 660 Factory	227,8
17	93 A. AGASKA	Yamaha YZF-R7	227,8
18	89 T. AKSU	Yamaha YZF-R7	227,8
19	13 I. SCHUNSELAAR	Yamaha YZF-R7	227,8
20	40 J. CORREA	Kawasaki ZX-6R 636	227,4
21	26 M. GENNAI	Yamaha YZF-R7	227,4
22	92 G. CAZARD	Yamaha YZF-R7	226,9
23	34 X. ARTIGAS	Kawasaki ZX-6R 636	226,9
24	91 M. VANNUCCI	Aprilia RS 660 Factory	226,4
25	18 B. IERACI	Triumph Daytona 660	225,9
26	21 T. SOVICKA	Yamaha YZF-R7	225,9
27	16 A. FUERTES	Kawasaki ZX-6R 636	225,9
28	38 D. SALVADOR	Kawasaki ZX-6R 636	224,5
29	77 J. OSUNA	Kawasaki ZX-6R 636	224,5
30	12 H. MAIER	Yamaha YZF-R7	224,1
31	98 T. BENETTI	Aprilia RS 660 Factory	222,7
32	11 M. SORRENTI	Aprilia RS 660 Factory	222,7
33	79 T. ALONSO	Yamaha YZF-R7	222,2

SEG. 1		
1	23 E. BARTOLINI	33.036
2	91 M. VANNUCCI	33.246
3	18 B. IERACI	33.263
4	71 L. VENEMAN	33.289
5	7 B. FERNANDEZ	33.307
6	68 K. BEEKMANS	33.310
7	65 F. FLEERACKERS	33.351
8	6 J. BUIS	33.361
9	47 A. TORRES	33.381
10	38 D. SALVADOR	33.382
11	34 X. ARTIGAS	33.389
12	43 M. GAGGI	33.427
13	50 C. THOMPSON	33.485
14	55 H. DESSOY	33.521
15	73 F. SEABRIGHT	33.531
16	77 J. OSUNA	33.600
17	40 J. CORREA	33.610
18	33 G. SANCHEZ	33.619
19	39 J. RISUENO	33.626
20	26 M. GENNAI	33.647
21	89 T. AKSU	33.651
22	11 M. SORRENTI	33.669
23	41 I. PERISTERAS	33.743
24	69 A. DI PERSIO	33.750
25	66 P. TONN	33.764
26	98 T. BENETTI	33.769
27	12 H. MAIER	33.803
28	16 A. FUERTES	33.869
29	21 T. SOVICKA	34.023
30	93 A. AGASKA	34.119
31	13 I. SCHUNSELAAR	34.164
32	79 T. ALONSO	34.369
33	92 G. CAZARD	41.880

SEG. 2		
1	71 L. VENEMAN	16.671
2	34 X. ARTIGAS	16.671
3	7 B. FERNANDEZ	16.688
4	6 J. BUIS	16.709
5	23 E. BARTOLINI	16.715
6	91 M. VANNUCCI	16.724
7	68 K. BEEKMANS	16.765
8	18 B. IERACI	16.771
9	50 C. THOMPSON	16.773
10	47 A. TORRES	16.808
11	38 D. SALVADOR	16.811
12	43 M. GAGGI	16.825
13	55 H. DESSOY	16.848
14	65 F. FLEERACKERS	16.856
15	89 T. AKSU	16.931
16	26 M. GENNAI	16.977
17	77 J. OSUNA	16.978
18	66 P. TONN	16.985
19	73 F. SEABRIGHT	16.988
20	11 M. SORRENTI	17.007
21	12 H. MAIER	17.033
22	40 J. CORREA	17.035
23	33 G. SANCHEZ	17.065
24	16 A. FUERTES	17.077
25	41 I. PERISTERAS	17.078
26	93 A. AGASKA	17.107
27	69 A. DI PERSIO	17.136
28	39 J. RISUENO	17.159
29	98 T. BENETTI	17.193
30	13 I. SCHUNSELAAR	17.295
31	21 T. SOVICKA	17.377
32	79 T. ALONSO	17.444

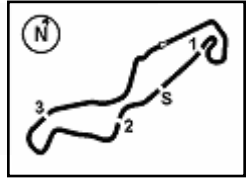
SEG. 3		
1	18 B. IERACI	28.155
2	91 M. VANNUCCI	28.178
3	68 K. BEEKMANS	28.218
4	71 L. VENEMAN	28.233
5	73 F. SEABRIGHT	28.239
6	50 C. THOMPSON	28.248
7	7 B. FERNANDEZ	28.255
8	38 D. SALVADOR	28.267
9	6 J. BUIS	28.281
10	65 F. FLEERACKERS	28.298
11	43 M. GAGGI	28.300
12	34 X. ARTIGAS	28.308
13	23 E. BARTOLINI	28.344
14	55 H. DESSOY	28.346
15	11 M. SORRENTI	28.376
16	47 A. TORRES	28.438
17	40 J. CORREA	28.493
18	33 G. SANCHEZ	28.506
19	77 J. OSUNA	28.531
20	41 I. PERISTERAS	28.540
21	66 P. TONN	28.615
22	26 M. GENNAI	28.619
23	89 T. AKSU	28.642
24	39 J. RISUENO	28.664
25	16 A. FUERTES	28.680
26	12 H. MAIER	28.714
27	98 T. BENETTI	28.759
28	69 A. DI PERSIO	28.816
29	93 A. AGASKA	28.879
30	79 T. ALONSO	28.910
31	13 I. SCHUNSELAAR	29.035
32	21 T. SOVICKA	29.096

SEG. 4		
1	23 E. BARTOLINI	23.651
2	6 J. BUIS	23.726
3	91 M. VANNUCCI	23.733
4	7 B. FERNANDEZ	23.766
5	65 F. FLEERACKERS	23.771
6	18 B. IERACI	23.801
7	71 L. VENEMAN	23.804
8	68 K. BEEKMANS	23.823
9	34 X. ARTIGAS	23.824
10	50 C. THOMPSON	23.837
11	38 D. SALVADOR	23.878
12	47 A. TORRES	23.880
13	43 M. GAGGI	23.909
14	55 H. DESSOY	23.932
15	73 F. SEABRIGHT	23.939
16	40 J. CORREA	24.017
17	26 M. GENNAI	24.057
18	12 H. MAIER	24.066
19	16 A. FUERTES	24.103
20	11 M. SORRENTI	24.195
21	93 A. AGASKA	24.207
22	89 T. AKSU	24.213
23	77 J. OSUNA	24.220
24	33 G. SANCHEZ	24.255
25	41 I. PERISTERAS	24.269
26	66 P. TONN	24.274
27	69 A. DI PERSIO	24.304
28	98 T. BENETTI	24.348
29	39 J. RISUENO	24.371
30	79 T. ALONSO	24.470
31	13 I. SCHUNSELAAR	24.519
32	21 T. SOVICKA	24.728

19/04/2026

These data/results cannot be reproduced, stored and/or transmitted in whole or in part by any manner of electronic, mechanical, photocopying, recording, broadcasting or otherwise now known or herein after developed without the previous express consent by the copyright owner, except for reproduction in daily press and regular printed publications on sale to the public within 60 days of the event related to those data/results and always provided that copyright symbol appears together as follows below.

© DORNA WSBK ORGANIZATION Srl 2026



TT Circuit Assen 4.542 m

Pirelli Dutch Round, 17-19 April 2026
Lap Chart Race 2

1 / 4

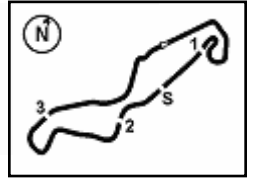
		Lap											
	1	2	3	4	5	6	7	8	9	10	11	12	
1	6	65	65	6	6	65	6	65	65	91	6	65	
2	65	6	6	23	71	6	38	6	71	65	38	91	
3	23	23	38	38	38	71	65	71	91	18	68	6	
4	50	38	23	71	65	38	91	91	18	6	65	38	
5	34	50	71	18	18	18	18	38	6	71	18	68	
6	38	18	50	65	91	91	71	18	68	38	91	34	
7	18	71	18	7	34	34	34	68	38	7	71	18	
8	91	34	34	34	7	7	50	34	47	68	7	71	
9	68	7	91	50	68	68	68	47	50	47	34	50	
10	71	91	7	91	50	50	7	50	34	50	50	47	
11	47	68	47	68	47	47	47	7	7	34	47	7	
12	7	47	68	47	43	43	43	43	43	43	43	43	
13	73	43	43	43	55	55	55	55	55	55	55	55	
14	43	77	55	55	33	77	39	77	77	40	23	23	
15	77	39	39	77	77	33	77	26	23	23	40	26	
16	39	33	16	39	39	39	40	39	40	77	77	40	
17	33	16	33	33	11	40	89	40	26	26	26	77	
18	16	40	77	11	40	26	33	89	39	39	39	12	
19	11	73	11	16	73	89	66	66	66	33	66	66	
20	40	11	40	89	89	66	26	33	33	66	16	16	
21	69	55	89	40	16	16	16	23	16	16	12	33	
22	89	89	69	26	26	41	23	16	12	12	33	89	
23	41	41	12	66	66	69	41	41	41	89	89	39	
24	55	69	73	69	69	12	12	12	89	41	41	41	
25	12	12	66	73	41	23	69	69	69	69	69	73	
26	98	66	26	12	12	93	93	93	93	73	73	69	
27	93	93	93	93	93	13	98	73	73	93	93	93	
28	66	26	41	41	23	98	73	98	98	98	98	98	
29	26	13	13	13	13	73	13	13	13	13	13	13	
30	13	79	98	98	98	21	21	21	21	21	21	21	
31	79	98	21	21	21								
32	21	21	79										

Final Result		
1	65 F. FLEERACKERS	Laps 12
2	91 M. VANNUCCI	0.097
3	6 J. BUIS	0.210
4	38 D. SALVADOR	0.398
5	68 K. BEEKMANS	0.555
6	34 X. ARTIGAS	1.078
7	18 B. IERACI	1.891
8	71 L. VENEMAN	1.936
9	50 C. THOMPSON	2.031
10	47 A. TORRES	2.136
11	7 B. FERNANDEZ	2.225
12	43 M. GAGGI	2.591
13	55 H. DESSOY	11.745
14	23 E. BARTOLINI	15.414
15	26 M. GENNAI	15.456
16	40 J. CORREA	15.491
17	77 J. OSUNA	15.731
18	12 H. MAIER	18.842
19	33 G. SANCHEZ	19.057
20	66 P. TONN [P]	19.100
21	89 T. AKSU	19.532
22	39 J. RISUENO	19.767
23	16 A. FUERTES [P]	21.948
24	41 I. PERISTERAS	22.117
25	73 F. SEABRIGHT	23.282
26	69 A. DI PERSIO	24.674
27	93 A. AGASKA	25.555
28	98 T. BENETTI	28.781
29	13 I. SCHUNSELAAR	37.824
30	21 T. SOVICKA	47.469
RET	11 M. SORRENTI	7 Laps
RET	79 T. ALONSO	9 Laps
RET	92 G. CAZARD	
NS	27 F. MULYA	

19/04/2026

These data/results cannot be reproduced, stored and/or transmitted in whole or in part by any manner of electronic, mechanical, photocopying, recording, broadcasting or otherwise now known or herein after developed without the previous express consent by the copyright owner, except for reproduction in daily press and regular printed publications on sale to the public within 60 days of the event related to those data/results and always provided that copyright symbol appears together as follows below.

© DORNA WSBK ORGANIZATION Srl 2026



TT Circuit Assen 4.542 m

Pirelli Dutch Round, 17-19 April 2026
Lap Chart Race 2

2 / 4

Lap 1		
1	6 J.Buis	1'47.408
2	65 F.Fleerackers	0.113
3	23 E.Bartolini	0.359
4	50 C.Thompson	0.546
5	34 X.Artigas	0.784
6	38 D.Salvador	0.861
7	18 B.Ieraci	1.155
8	91 M.Vannucci	1.279
9	68 K.Beekmans	1.363
10	71 L.Veneman	1.376
11	47 A.Torres	1.622
12	7 B.Fernandez	1.786
13	73 F.Seabright	1.915
14	43 M.Gaggi	2.123
15	77 J.Osuna	2.887
16	39 J.Risueno	3.040
17	33 G.Sanchez	3.149
18	16 A.Fuertes	3.286
19	11 M.Sorrenti	3.509
20	40 J.Correa	3.594
21	69 A.Di Persio	3.991
22	89 T.Aksu	4.090
23	41 I.Peristeras	4.267
24	55 H.Dessoy	4.466
25	12 H.Maier	4.985
26	98 T.Benetti	5.277
27	93 A.Agaska	5.343
28	66 P.Tonn	5.636
29	26 M.Gennai	5.683
30	13 I.Schunselaar	5.790
31	79 T.Alonso	5.986
32	21 T.Sovicka	15.315

5	71 L.Veneman	0.972
6	50 C.Thompson	0.982
7	18 B.Ieraci	0.991
8	34 X.Artigas	1.147
9	91 M.Vannucci	1.658
10	7 B.Fernandez	1.726
11	47 A.Torres	2.309
12	68 K.Beekmans	2.450
13	43 M.Gaggi	2.541
14	55 H.Dessoy	6.732
15	39 J.Risueno	6.973
16	16 A.Fuertes	7.210
17	33 G.Sanchez	7.295
18	77 J.Osuna	7.387
19	11 M.Sorrenti	7.680
20	40 J.Correa	7.707
21	89 T.Aksu	7.919
22	69 A.Di Persio	8.110
23	12 H.Maier	8.201
24	73 F.Seabright	8.316
25	66 P.Tonn	8.714
26	26 M.Gennai	8.751
27	93 A.Agaska	9.306
28	41 I.Peristeras	10.564
29	13 I.Schunselaar	10.908
30	98 T.Benetti	14.127
31	21 T.Sovicka	21.535
32	79 T.Alonso	35.375

Lap 4		
1	6 J.Buis	6'55.980
2	23 E.Bartolini	0.184
3	38 D.Salvador	0.342
4	71 L.Veneman	0.476
5	18 B.Ieraci	0.708
6	65 F.Fleerackers	0.829
7	7 B.Fernandez	1.060
8	34 X.Artigas	1.110
9	50 C.Thompson	1.229
10	91 M.Vannucci	1.436
11	68 K.Beekmans	2.085
12	47 A.Torres	2.221
13	43 M.Gaggi	2.340
14	55 H.Dessoy	6.786
15	77 J.Osuna	8.104
16	39 J.Risueno	8.247
17	33 G.Sanchez	8.526
18	11 M.Sorrenti	8.668
19	16 A.Fuertes	9.268
20	89 T.Aksu	9.307
21	40 J.Correa	9.339
22	26 M.Gennai	9.974
23	66 P.Tonn	10.228
24	69 A.Di Persio	10.391
25	73 F.Seabright	10.961
26	12 H.Maier	11.248
27	93 A.Agaska	11.594
28	41 I.Peristeras	11.682
29	13 I.Schunselaar	13.890
30	98 T.Benetti	16.390
31	21 T.Sovicka	24.275

Lap 5		
1	6 J.Buis	8'39.206
2	71 L.Veneman	0.160
3	38 D.Salvador	0.234
4	65 F.Fleerackers	0.447
5	18 B.Ieraci	1.113
6	91 M.Vannucci	1.165
7	34 X.Artigas	1.373
8	7 B.Fernandez	1.552
9	68 K.Beekmans	1.615
10	50 C.Thompson	1.726

Lap 2		
1	65 F.Fleerackers	3'30.345
2	6 J.Buis	0.299
3	23 E.Bartolini	0.401
4	38 D.Salvador	0.681
5	50 C.Thompson	0.772
6	18 B.Ieraci	1.245
7	71 L.Veneman	1.334
8	34 X.Artigas	1.526
9	7 B.Fernandez	1.744
10	91 M.Vannucci	1.760
11	68 K.Beekmans	1.900
12	47 A.Torres	1.951
13	43 M.Gaggi	2.069
14	77 J.Osuna	3.492
15	39 J.Risueno	5.023
16	33 G.Sanchez	5.060
17	16 A.Fuertes	5.165
18	40 J.Correa	5.242
19	73 F.Seabright	5.395
20	11 M.Sorrenti	5.566
21	55 H.Dessoy	5.766
22	89 T.Aksu	5.873
23	41 I.Peristeras	6.027
24	69 A.Di Persio	6.214
25	12 H.Maier	6.585
26	66 P.Tonn	7.140
27	93 A.Agaska	7.171
28	26 M.Gennai	7.305
29	13 I.Schunselaar	8.216
30	79 T.Alonso	8.444
31	98 T.Benetti	10.562
32	21 T.Sovicka	18.413

Lap 3		
1	65 F.Fleerackers	5'13.124
2	6 J.Buis	0.324
3	38 D.Salvador	0.588
4	23 E.Bartolini	0.855

11	47 A.Torres	1.935
12	43 M.Gaggi	2.074
13	55 H.Dessoy	6.600
14	33 G.Sanchez	9.206
15	77 J.Osuna	9.283
16	39 J.Risueno	9.618
17	11 M.Sorrenti	9.707
18	40 J.Correa	10.030
19	73 F.Seabright	10.193
20	89 T.Aksu	10.451
21	16 A.Fuertes	10.554
22	26 M.Gennai	10.558
23	66 P.Tonn	10.837
24	69 A.Di Persio	11.740
25	41 I.Peristeras	12.316
26	12 H.Maier	12.357
27	93 A.Agaska	13.013
28	23 E.Bartolini	13.941
29	13 I.Schunselaar	16.551
30	98 T.Benetti	17.899
31	21 T.Sovicka	28.418

Lap 6		
1	65 F.Fleerackers	10'22.526
2	6 J.Buis	0.221
3	71 L.Veneman	0.294
4	38 D.Salvador	0.363
5	18 B.Ieraci	0.528
6	91 M.Vannucci	0.635
7	34 X.Artigas	0.700
8	7 B.Fernandez	1.092
9	68 K.Beekmans	1.139
10	50 C.Thompson	1.236
11	47 A.Torres	1.571
12	43 M.Gaggi	1.740
13	55 H.Dessoy	6.501
14	77 J.Osuna	10.142
15	33 G.Sanchez	10.460
16	39 J.Risueno	10.512
17	40 J.Correa	10.597
18	26 M.Gennai	10.918
19	89 T.Aksu	11.016
20	66 P.Tonn	11.288
21	16 A.Fuertes	11.536
22	41 I.Peristeras	13.038
23	69 A.Di Persio	13.166
24	12 H.Maier	13.207
25	23 E.Bartolini	14.010
26	93 A.Agaska	14.235
27	13 I.Schunselaar	19.800
28	98 T.Benetti	19.812
29	73 F.Seabright	20.867
30	21 T.Sovicka	31.033

Lap 7		
1	6 J.Buis	12'05.744
2	38 D.Salvador	0.136
3	65 F.Fleerackers	0.207
4	91 M.Vannucci	0.471
5	18 B.Ieraci	0.537
6	71 L.Veneman	0.650
7	34 X.Artigas	0.749
8	50 C.Thompson	0.844
9	68 K.Beekmans	1.059
10	7 B.Fernandez	1.244
11	47 A.Torres	1.458
12	43 M.Gaggi	1.697
13	55 H.Dessoy	6.804
14	39 J.Risueno	11.314
15	77 J.Osuna	11.437
16	40 J.Correa	11.542
17	89 T.Aksu	11.738
18	33 G.Sanchez	11.917

Lap 8		
1	65 F.Fleerackers	13'49.010
2	6 J.Buis	0.309
3	71 L.Veneman	0.390
4	91 M.Vannucci	0.493
5	38 D.Salvador	0.569
6	18 B.Ieraci	0.759
7	68 K.Beekmans	0.942
8	34 X.Artigas	1.129
9	47 A.Torres	1.200
10	50 C.Thompson	1.264
11	7 B.Fernandez	1.329
12	43 M.Gaggi	1.543
13	55 H.Dessoy	7.374
14	77 J.Osuna	12.517
15	26 M.Gennai	13.028
16	39 J.Risueno	13.072
17	40 J.Correa	13.172
18	89 T.Aksu	13.271
19	66 P.Tonn	13.638
20	33 G.Sanchez	13.760
21	23 E.Bartolini	13.807
22	16 A.Fuertes	14.111
23	41 I.Peristeras	14.914
24	12 H.Maier	15.049
25	69 A.Di Persio	16.692
26	93 A.Agaska	18.418
27	73 F.Seabright	22.722
28	98 T.Benetti	23.043
29	13 I.Schunselaar	24.679
30	21 T.Sovicka	36.088

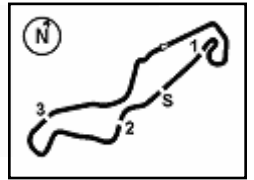
Lap 9		
1	65 F.Fleerackers	15'32.037
2	71 L.Veneman	0.166
3	91 M.Vannucci	0.275
4	18 B.Ieraci	0.608
5	6 J.Buis	0.648
6	68 K.Beekmans	0.854
7	38 D.Salvador	0.928
8	47 A.Torres	1.155
9	50 C.Thompson	1.240
10	34 X.Artigas	1.366
11	7 B.Fernandez	1.638
12	43 M.Gaggi	1.723
13	55 H.Dessoy	8.758
14	77 J.Osuna	13.437
15	23 E.Bartolini	13.697
16	40 J.Correa	13.900
17	26 M.Gennai	14.167
18	39 J.Risueno	14.576
19	66 P.Tonn	14.605
20	33 G.Sanchez	14.784
21	16 A.Fuertes	15.523
22	12 H.Maier	16.233
23	41 I.Peristeras	16.464
24	89 T.Aksu	17.099
25	69 A.Di Persio	18.483
26	93 A.Agaska	21.145
27	73 F.Seabright	23.349

19/04/2026

These data/results cannot be reproduced, stored and/or transmitted in whole or in part by any manner of electronic, mechanical, photocopying, recording, broadcasting or otherwise now known or herein after developed without the previous express consent by the copyright owner, except for reproduction in daily press and regular printed publications on sale to the public within 60 days of the event related to those data/results and always provided that copyright symbol appears together as follows below.

© DORNA WSBK ORGANIZATION Srl 2026





TT Circuit Assen 4.542 m

Pirelli Dutch Round, 17-19 April 2026
Lap Chart Race 2

28	98	T.Benetti	24.440	5	68	K.Beekmans	0.555
29	13	I.Schunselaar	27.692	6	34	X.Artigas	1.078
30	21	T.Sovicka	38.814	7	18	B.Ieraci	1.891
				8	71	L.Veneman	1.936
				9	50	C.Thompson	2.031
				10	47	A.Torres	2.136
				11	7	B.Fernandez	2.225
				12	43	M.Gaggi	2.591
				13	55	H.Dessoy	11.745
				14	23	E.Bartolini	15.414
				15	26	M.Gennai	15.456
				16	40	J.Correa	15.491
				17	77	J.Osuna	15.731
				18	12	H.Maier	18.842
				19	66	P.Tonn	18.857
				20	16	A.Fuertes	18.948
				21	33	G.Sanchez	19.057
				22	89	T.Aksu	19.532
				23	39	J.Risueno	19.767
				24	41	I.Peristeras	22.117
				25	73	F.Seabright	23.282
				26	69	A.Di Persio	24.674
				27	93	A.Agaska	25.555
				28	98	T.Benetti	28.781
				29	13	I.Schunselaar	37.824
				30	21	T.Sovicka	47.469

Lap 10

1	91	M.Vannucci	17'15.834
2	65	F.Fleerackers	0.058
3	18	B.Ieraci	0.066
4	6	J.Buis	0.249
5	71	L.Veneman	0.337
6	38	D.Salvador	0.381
7	7	B.Fernandez	0.563
8	68	K.Beekmans	0.772
9	47	A.Torres	0.927
10	50	C.Thompson	0.998
11	34	X.Artigas	1.181
12	43	M.Gaggi	1.453
13	55	H.Dessoy	9.437
14	40	J.Correa	14.268
15	23	E.Bartolini	14.351
16	77	J.Osuna	14.684
17	26	M.Gennai	14.864
18	39	J.Risueno	15.686
19	33	G.Sanchez	15.786
20	66	P.Tonn	16.119
21	16	A.Fuertes	16.144
22	12	H.Maier	17.360
23	89	T.Aksu	17.601
24	41	I.Peristeras	17.771
25	69	A.Di Persio	20.479
26	73	F.Seabright	23.362
27	93	A.Agaska	23.498
28	98	T.Benetti	25.690
29	13	I.Schunselaar	30.941
30	21	T.Sovicka	41.519

Lap 11

1	6	J.Buis	19'00.216
2	38	D.Salvador	0.130
3	68	K.Beekmans	0.333
4	65	F.Fleerackers	0.446
5	18	B.Ieraci	0.592
6	91	M.Vannucci	0.644
7	71	L.Veneman	0.849
8	7	B.Fernandez	0.956
9	34	X.Artigas	0.982
10	50	C.Thompson	1.044
11	47	A.Torres	1.286
12	43	M.Gaggi	2.053
13	55	H.Dessoy	10.611
14	23	E.Bartolini	15.017
15	40	J.Correa	15.090
16	77	J.Osuna	15.376
17	26	M.Gennai	15.527
18	39	J.Risueno	17.257
19	66	P.Tonn	17.579
20	16	A.Fuertes	17.635
21	12	H.Maier	17.765
22	33	G.Sanchez	17.880
23	89	T.Aksu	18.578
24	41	I.Peristeras	20.156
25	69	A.Di Persio	23.107
26	73	F.Seabright	23.216
27	93	A.Agaska	24.058
28	98	T.Benetti	26.846
29	13	I.Schunselaar	34.387
30	21	T.Sovicka	44.925

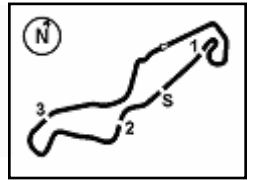
Lap 12

1	65	F.Fleerackers	20'44.185
2	91	M.Vannucci	0.097
3	6	J.Buis	0.210
4	38	D.Salvador	0.398

19/04/2026

These data/results cannot be reproduced, stored and/or transmitted in whole or in part by any manner of electronic, mechanical, photocopying, recording, broadcasting or otherwise now known or herein after developed without the previous express consent by the copyright owner, except for reproduction in daily press and regular printed publications on sale to the public within 60 days of the event related to those data/results and always provided that copyright symbol appears together as follows below.

© DORNA WSBK ORGANIZATION Srl 2026



Pirelli Dutch Round, 17-19 April 2026
Lap Chart Race 2

Race Pace Comparison

	65 Fle	91 Van	6 Bui	38 Sal	68 Bee	34 Art	18 Ier	71 Ven	50 Tho	47 Tor	7 Fer	43 Gag	55 Des	23 Bar
1	1'47.521	1'48.687	1'47.408	1'48.269	1'48.771	1'48.192	1'48.563	1'48.784	1'47.954	1'49.030	1'49.194	1'49.531	1'51.874	1'47.767
2	1'42.824	1'43.418	1'43.236	1'42.757	1'43.474	1'43.679	1'43.027	1'42.895	1'43.163	1'43.266	1'42.895	1'42.883	1'44.237	1'42.979
3	1'42.779	1'42.677	1'42.804	1'42.686	1'43.329	1'42.400	1'42.525	1'42.417	1'42.989	1'43.137	1'42.761	1'43.251	1'43.745	1'43.233
4	1'43.685	1'42.634	1'42.532	1'42.610	1'42.491	1'42.819	1'42.573	1'42.360	1'43.103	1'42.768	1'42.190	1'42.655	1'42.910	1'42.185
5	1'42.844	1'42.955	1'43.226	1'43.118	1'42.756	1'43.489	1'43.631	1'42.910	1'43.723	1'42.940	1'43.718	1'42.960	1'43.040	1'56.983
6	1'42.873	1'42.790	1'43.541	1'43.449	1'42.844	1'42.647	1'42.735	1'43.454	1'42.830	1'42.956	1'42.860	1'42.986	1'43.221	1'43.389
7	1'43.425	1'43.054	1'42.997	1'42.991	1'43.138	1'43.267	1'43.227	1'43.574	1'42.826	1'43.105	1'43.370	1'43.175	1'43.521	1'43.074
8	1'43.059	1'43.288	1'43.575	1'43.699	1'43.149	1'43.646	1'43.488	1'43.006	1'43.686	1'43.008	1'43.351	1'43.112	1'43.836	1'43.207
9	1'43.027	1'42.809	1'43.366	1'43.386	1'42.939	1'43.264	1'42.876	1'42.803	1'43.003	1'42.982	1'43.336	1'43.207	1'44.411	1'42.917
10	1'43.855	1'43.522	1'43.398	1'43.250	1'43.715	1'43.612	1'43.255	1'43.968	1'43.555	1'43.569	1'42.722	1'43.527	1'44.476	1'44.451
11	1'44.770	1'45.026	1'44.133	1'44.131	1'43.943	1'44.183	1'44.908	1'44.894	1'44.428	1'44.741	1'44.775	1'44.982	1'45.556	1'45.048
12	1'43.523	1'43.422	1'44.179	1'44.237	1'44.191	1'44.065	1'45.268	1'45.056	1'44.956	1'44.819	1'45.238	1'44.507	1'45.103	1'44.366

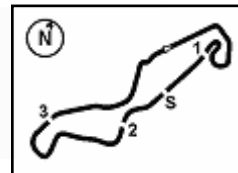
	26 Gen	40 Cor	77 Osu	12 Mai	33 San	66 Ton	89 Aks	39 Ris	16 Fue	41 Per	73 Sea	69 DiP	93 Aga	98 Ben
1	1'53.091	1'51.002	1'50.295	1'52.393	1'50.557	1'53.044	1'51.498	1'50.448	1'50.694	1'51.675	1'49.323	1'51.399	1'52.751	1'52.685
2	1'44.559	1'44.585	1'43.542	1'44.537	1'44.848	1'44.441	1'44.720	1'44.920	1'44.816	1'44.697	1'46.417	1'45.160	1'44.765	1'48.222
3	1'44.225	1'45.244	1'46.674	1'44.395	1'45.014	1'44.353	1'44.825	1'44.729	1'44.824	1'47.316	1'45.700	1'44.675	1'44.914	1'46.344
4	1'44.079	1'44.488	1'43.573	1'45.903	1'44.087	1'44.370	1'44.244	1'44.130	1'44.914	1'43.974	1'45.501	1'45.137	1'45.144	1'45.119
5	1'43.810	1'43.917	1'44.405	1'44.335	1'43.906	1'43.835	1'44.370	1'44.597	1'44.512	1'43.860	1'42.458	1'44.575	1'44.645	1'44.735
6	1'43.680	1'43.887	1'44.179	1'44.170	1'44.574	1'43.771	1'43.885	1'44.214	1'44.302	1'44.042	1'53.994	1'44.746	1'44.542	1'45.233
7	1'44.465	1'44.163	1'44.513	1'44.209	1'44.675	1'44.054	1'43.940	1'44.020	1'43.986	1'44.257	1'44.270	1'45.120	1'44.894	1'45.157
8	1'44.129	1'44.896	1'44.346	1'44.117	1'45.109	1'44.780	1'44.799	1'45.024	1'45.073	1'44.103	1'44.069	1'44.890	1'45.773	1'44.558
9	1'44.166	1'43.755	1'43.947	1'44.211	1'44.051	1'43.994	1'46.855	1'44.531	1'44.439	1'44.577	1'43.654	1'44.818	1'45.754	1'44.424
10	1'44.494	1'44.165	1'45.044	1'44.924	1'44.799	1'45.311	1'44.299	1'44.907	1'44.418	1'45.104	1'43.810	1'45.793	1'46.150	1'45.047
11	1'45.045	1'45.204	1'45.074	1'44.787	1'46.476	1'45.842	1'45.359	1'45.953	1'45.873	1'46.767	1'44.236	1'47.010	1'44.942	1'45.538
12	1'43.898	1'44.370	1'44.324	1'45.046	1'45.146	1'45.247	1'44.923	1'46.479	1'45.282	1'45.930	1'44.035	1'45.536	1'45.466	1'45.904

	13 Sch	21 Sov	11 Sor	79 Alo
1	1'53.198	2'02.723	1'50.917	1'53.394
2	1'45.363	1'46.035	1'44.994	1'45.395
3	1'45.471	1'45.901	1'44.893	2'09.710
4	1'45.838	1'45.596	1'43.844	
5	1'45.887	1'47.369	1'44.265	
6	1'46.569	1'45.935		
7	1'45.606	1'45.833		
8	1'45.757	1'45.706		
9	1'46.040	1'45.753		
10	1'47.046	1'46.502		
11	1'47.828	1'47.788		
12	1'47.406	1'46.513		

19/04/2026

These data/results cannot be reproduced, stored and/or transmitted in whole or in part by any manner of electronic, mechanical, photocopying, recording, broadcasting or otherwise now known or herein after developed without the previous express consent by the copyright owner, except for reproduction in daily press and regular printed publications on sale to the public within 60 days of the event related to those data/results and always provided that copyright symbol appears together as follows below.

© DORNA WSBK ORGANIZATION Srl 2026



Pirelli Dutch Round, 17-19 April 2026
Chronological Analysis Race 2

Start at 13:00'21.257

1° 65 F. FLEERACKERS [1'42.779]							
Lap	Seg1	Seg2	Seg3	Seg4	Lap Time	km/h	Local Time
1		17.305	28.485	23.976	1'47.521	221,8	13:02'08.778
2	33.351	17.076	28.460	23.937	1'42.824	220,9	13:03'51.602
3	33.433	16.886	28.542	23.918	1'42.779	221,3	13:05'34.381
4	33.408	16.975	28.584	24.718	1'43.685	221,3	13:07'18.066
5	33.798	16.933	28.298	23.815	1'42.844	229,3	13:09'00.910
6	33.450	17.184	28.471	23.768	1'42.873C	220,0	13:10'43.783
7	33.497	17.033	28.731	24.164	1'43.425C	220,0	13:12'27.208
8	33.483	16.964	28.595	24.017	1'43.059	223,1	13:14'10.267
9	33.392	17.005	28.706	23.924	1'43.027	220,0	13:15'53.294
10	33.474	16.998	28.685	24.698	1'43.855	221,3	13:17'37.149
11	34.462	17.256	28.820	24.232	1'44.770	220,4	13:19'21.919
12	34.186	16.856	28.710	23.771	1'43.523	223,1	13:21'05.442
Race Time 20'44.185							

2° 91 M. VANNUCCI [1'42.634]							
Lap	Seg1	Seg2	Seg3	Seg4	Lap Time	km/h	Local Time
1		16.987	28.824	24.404	1'48.687	223,6	13:02'09.944
2	33.577	16.841	28.650	24.350	1'43.418	224,5	13:03'53.362
3	33.674	16.784	28.312	23.907	1'42.677	222,7	13:05'36.039
4	33.621	16.724	28.178	24.111	1'42.634	224,1	13:07'18.673
5	33.612	16.778	28.540	24.025	1'42.955	226,4	13:09'01.628
6	33.246	16.896	28.379	24.269	1'42.790C	220,4	13:10'44.418
7	33.808	16.694	28.456	24.096	1'43.054C	224,5	13:12'27.472
8	33.892	16.769	28.537	24.090	1'43.288	225,5	13:14'10.760
9	33.507	16.916	28.466	23.920	1'42.809	220,9	13:15'53.569
10	33.585	16.798	28.572	24.567	1'43.522	222,7	13:17'37.091
11	34.979	17.141	28.560	24.346	1'45.026	218,6	13:19'22.117
12	34.293	16.855	28.541	23.733	1'43.422	225,5	13:21'05.539
Race Time 20'44.282							

3° 6 J. BUIS [1'42.532]							
Lap	Seg1	Seg2	Seg3	Seg4	Lap Time	km/h	Local Time
1		16.753	28.358	23.726	1'47.408	233,3	13:02'08.665
2	33.996	16.945	28.281	24.014	1'43.236	226,4	13:03'51.901
3	33.660	16.709	28.393	24.042	1'42.804	224,1	13:05'34.705
4	33.361	16.845	28.560	23.766	1'42.532	222,7	13:07'17.237
5	33.466	17.035	28.630	24.095	1'43.226	216,9	13:09'00.463
6	33.418	17.197	28.634	24.292	1'43.541C	216,4	13:10'44.004
7	33.574	16.882	28.728	23.813	1'42.997C	220,9	13:12'27.001
8	33.501	17.260	28.738	24.076	1'43.575	214,7	13:14'10.576
9	33.899	17.058	28.477	23.932	1'43.366	217,3	13:15'53.942
10	33.702	16.796	28.441	24.459	1'43.398	225,5	13:17'37.340
11	34.162	17.247	28.769	23.955	1'44.133	221,3	13:19'21.473
12	34.101	17.148	28.769	24.161	1'44.179	218,6	13:21'05.652
Race Time 20'44.395							

4° 38 D. SALVADOR [1'42.610]							
Lap	Seg1	Seg2	Seg3	Seg4	Lap Time	km/h	Local Time
1		16.909	28.529	24.043	1'48.269	224,5	13:02'09.526
2	33.382	17.066	28.271	24.038	1'42.757	220,4	13:03'52.283
3	33.452	16.811	28.267	24.156	1'42.686	224,1	13:05'34.969
4	33.426	16.857	28.411	23.916	1'42.610	222,2	13:07'17.579
5	33.532	17.074	28.478	24.034	1'43.118	216,4	13:09'00.697
6	33.553	17.201	28.460	24.235	1'43.449C	220,4	13:10'44.146
7	33.591	16.918	28.632	23.850	1'42.991C	222,2	13:12'27.137
8	33.716	16.916	28.616	24.451	1'43.699	221,3	13:14'10.836
9	33.654	17.269	28.585	23.878	1'43.386	216,4	13:15'54.222
10	33.775	16.897	28.503	24.075	1'43.250	223,6	13:17'37.472
11	34.347	17.051	28.750	23.983	1'44.131	220,4	13:19'21.603
12	34.156	17.058	28.739	24.284	1'44.237	219,1	13:21'05.840
Race Time 20'44.583							

5° 68 K. BEEKMANS [1'42.491]							
Lap	Seg1	Seg2	Seg3	Seg4	Lap Time	km/h	Local Time
1		16.997	28.542	24.157	1'48.771	224,5	13:02'10.028

2	33.763	16.992	28.638	24.081	1'43.474	225,9	13:03'53.502
3	33.942	16.939	28.500	23.948	1'43.329	223,6	13:05'36.831
4	33.495	16.955	28.218	23.823	1'42.491	223,1	13:07'19.322
5	33.310	16.765	28.508	24.173	1'42.756	224,5	13:09'02.078
6	33.396	16.974	28.316	24.158	1'42.844	222,2	13:10'44.922
7	34.058	16.766	28.513	23.801	1'43.138C	222,7	13:12'28.060
8	33.785	16.976	28.359	24.029	1'43.149	219,5	13:14'11.209
9	33.605	16.876	28.581	23.877	1'42.939	228,8	13:15'54.148
10	33.797	17.158	28.845	23.915	1'43.715	221,3	13:17'37.863
11	34.434	17.073	28.564	23.872	1'43.943	225,5	13:19'21.806
12	34.191	17.100	28.825	24.075	1'44.191	220,4	13:21'05.997
Race Time 20'44.740							

6° 34 X. ARTIGAS [1'42.400]							
Lap	Seg1	Seg2	Seg3	Seg4	Lap Time	km/h	Local Time
1		17.141	28.729	24.245	1'48.192	218,6	13:02'09.449
2	33.815	17.095	28.529	24.240	1'43.679	223,6	13:03'53.128
3	33.403	16.671	28.449	23.877	1'42.400	225,5	13:05'35.528
4	33.529	16.839	28.308	24.143	1'42.819	222,7	13:07'18.347
5	33.843	16.909	28.681	24.056	1'43.489	226,4	13:09'01.836
6	33.389	16.930	28.368	23.960	1'42.647C	223,6	13:10'44.483
7	33.994	16.848	28.450	23.975	1'43.267C	224,5	13:12'27.750
8	33.792	16.894	28.548	24.412	1'43.646	224,1	13:14'11.396
9	34.000	16.835	28.605	23.824	1'43.264	224,1	13:15'54.660
10	33.977	16.876	28.764	23.995	1'43.612	225,9	13:17'38.272
11	34.292	17.143	28.653	24.095	1'44.183	221,3	13:19'22.455
12	34.332	16.992	28.713	24.028	1'44.065	226,9	13:21'06.520
Race Time 20'45.263							

7° 18 B. IERACI [1'42.525]							
Lap	Seg1	Seg2	Seg3	Seg4	Lap Time	km/h	Local Time
1		16.980	28.468	24.162	1'48.563	221,8	13:02'09.820
2	33.594	17.058	28.487	23.888	1'43.027	222,7	13:03'52.847
3	33.263	16.771	28.155	24.336	1'42.525	221,8	13:05'35.372
4	33.461	16.819	28.199	24.094	1'42.573	220,0	13:07'17.945
5	33.669	17.244	28.836	23.882	1'43.631	218,2	13:09'01.576
6	33.465	16.915	28.295	24.060	1'42.735C	221,3	13:10'44.311
7	33.797	16.909	28.474	24.047	1'43.227C	220,0	13:12'27.538
8	33.576	16.993	28.688	24.231	1'43.488C	217,7	13:14'11.026
9	33.629	17.000	28.446	23.801	1'42.876	225,9	13:15'53.902
10	33.534	16.836	28.527	24.358	1'43.255	220,0	13:17'37.157
11	34.037	17.463	28.746	24.662	1'44.908	213,4	13:19'22.065
12	35.043	17.077	28.767	24.381	1'45.268	220,0	13:21'07.333
Race Time 20'46.076							

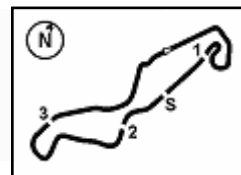
8° 71 L. VENEMAN [1'42.360]							
Lap	Seg1	Seg2	Seg3	Seg4	Lap Time	km/h	Local Time
1		16.943	28.608	24.049	1'48.784	228,3	13:02'10.041
2	33.679	16.837	28.575	23.804	1'42.895	223,1	13:03'52.936
3	33.384	16.671	28.233	24.129	1'42.417	225,5	13:05'35.353
4	33.289	16.755	28.369	23.947	1'42.360	221,8	13:07'17.713
5	33.541	16.794	28.549	24.026	1'42.910	220,9	13:09'00.623
6	33.508	17.189	28.517	24.240	1'43.454C	219,1	13:10'44.077
7	33.838	16.853	28.840	24.043	1'43.574C	223,6	13:12'27.651
8	33.565	16.743	28.635	24.063	1'43.006	223,1	13:14'10.657
9	33.360	16.935	28.495	24.013	1'42.803	217,3	13:15'53.460
10	33.621	17.006	28.592	24.749	1'43.968	219,5	13:17'37.428
11	34.676	17.158	28.779	24.281	1'44.894	220,9	13:19'22.322
12	34.367	17.186	28.755	24.748	1'45.056	224,5	13:21'07.378
Race Time 20'46.121							

9° 50 C. THOMPSON [1'42.830]							
Lap	Seg1	Seg2	Seg3	Seg4	Lap Time	km/h	Local Time
1		17.125	28.662	23.956	1'47.954	227,4	13:02'09.211
2	33.830	16.811	28.468	24.054	1'43.163	226,4	13:03'52.374
3	33.485	16.773	28.258	24.473	1'42.989	224,5	13:05'35.363
4	33.893	16.780	28.248	24.182	1'43.103	224,5	13:07'18.466

19/04/2026 P = Pits In/Out - C = Lap Time Cancelled

These data/results cannot be reproduced, stored and/or transmitted in whole or in part by any manner of electronic, mechanical, photocopying, recording, broadcasting or otherwise now known or herein after developed without the previous express consent by the copyright owner, except for reproduction in daily press and regular printed publications on sale to the public within 60 days of the event related to those data/results and always provided that copyright symbol appears together as follows below.

© DORNA WSBK ORGANIZATION Srl 2026



TT Circuit Assen 4.542 m

Pirelli Dutch Round, 17-19 April 2026 Chronological Analysis Race 2

Start at 13:00'21.257

2 / 4

5	33.931	16.819	28.755	24.218	1'43.723	226,9	13:09'02.189	8	33.691	17.186	28.686	24.273	1'43.836	221,3	13:14'17.641
6	33.513	16.978	28.315	24.024	1'42.830	227,8	13:10'45.019	9	34.340	17.184	28.662	24.225	1'44.411	221,8	13:16'02.052
7	33.698	16.810	28.471	23.847	1'42.826C	228,3	13:12'27.845	10	33.911	17.189	28.927	24.449	1'44.476	222,2	13:17'46.528
8	34.040	17.279	28.468	23.899	1'43.686	222,2	13:14'11.531	11	34.566	17.517	28.956	24.517	1'45.556	220,0	13:19'32.084
9	33.630	16.814	28.722	23.837	1'43.003	225,0	13:15'54.534	12	34.233	17.343	28.990	24.537	1'45.103	221,8	13:21'17.187
10	33.756	16.915	28.858	24.026	1'43.555	229,3	13:17'38.089	Race Time 20'55.930							
11	34.391	17.349	28.701	23.987	1'44.428	224,1	13:19'22.517	14° 23 E. BARTOLINI [1'42.917]							
12	34.609	17.157	28.731	24.459	1'44.956	221,3	13:21'07.473	Race Time 20'46.216							

10° 47 A. TORRES [1'42.768]							
Lap	Seg1	Seg2	Seg3	Seg4	Lap Time	km/h	Local Time
1		17.070	28.703	23.989	1'49.030	228,3	13:02'10.287
2	33.746	16.949	28.578	23.993	1'43.266	226,9	13:03'53.553
3	33.948	16.815	28.494	23.880	1'43.137	225,0	13:05'36.690
4	33.381	16.840	28.493	24.054	1'42.768	222,7	13:07'19.458
5	33.409	16.808	28.533	24.190	1'42.940	225,5	13:09'02.398
6	33.511	16.918	28.438	24.089	1'42.956	227,4	13:10'45.354
7	33.782	16.877	28.487	23.959	1'43.105C	226,9	13:12'28.459
8	33.651	16.848	28.451	24.058	1'43.008	227,8	13:14'11.467
9	33.450	16.974	28.672	23.886	1'42.982	230,8	13:15'54.449
10	33.724	16.901	28.582	24.362	1'43.569	230,8	13:17'38.018
11	34.670	17.333	28.846	23.892	1'44.741	230,3	13:19'22.759
12	34.452	16.882	28.740	24.745	1'44.819	226,4	13:21'07.578
Race Time 20'46.321							

11° 7 B. FERNANDEZ [1'42.190]							
Lap	Seg1	Seg2	Seg3	Seg4	Lap Time	km/h	Local Time
1		16.998	28.419	23.972	1'49.194	224,5	13:02'10.451
2	33.441	16.965	28.370	24.119	1'42.895	228,3	13:03'53.346
3	33.809	16.774	28.292	23.886	1'42.761	227,4	13:05'36.107
4	33.307	16.688	28.255	23.940	1'42.190	228,8	13:07'18.297
5	33.768	16.887	28.612	24.451	1'43.718	226,4	13:09'02.015
6	33.525	16.888	28.434	24.013	1'42.860C	225,0	13:10'44.875
7	33.709	16.804	28.757	24.100	1'43.370C	228,3	13:12'28.245
8	33.705	17.200	28.680	23.766	1'43.351	220,0	13:14'11.596
9	34.060	16.881	28.501	23.894	1'43.336	228,8	13:15'54.932
10	33.515	16.844	28.475	23.888	1'42.722	228,3	13:17'37.654
11	34.591	17.184	28.786	24.214	1'44.775C	226,4	13:19'22.429
12	35.244	17.178	28.728	24.088	1'45.238	227,8	13:21'07.667
Race Time 20'46.410							

12° 43 M. GAGGI [1'42.655]							
Lap	Seg1	Seg2	Seg3	Seg4	Lap Time	km/h	Local Time
1		17.382	28.538	23.953	1'49.531	221,3	13:02'10.788
2	33.487	16.958	28.402	24.036	1'42.883	224,1	13:03'53.671
3	34.035	16.840	28.458	23.918	1'43.251	226,9	13:05'36.922
4	33.514	16.888	28.300	23.953	1'42.655	227,8	13:07'19.577
5	33.427	16.917	28.352	24.264	1'42.960	226,4	13:09'02.537
6	33.563	16.924	28.321	24.178	1'42.986	224,5	13:10'45.523
7	33.838	17.006	28.351	23.980	1'43.175C	222,7	13:12'28.698
8	33.483	17.173	28.547	23.909	1'43.112	229,3	13:14'11.810
9	33.760	16.825	28.533	24.089	1'43.207C	226,4	13:15'55.017
10	33.717	16.885	28.749	24.176	1'43.527	227,8	13:17'38.544
11	34.368	17.283	29.133	24.198	1'44.982	225,0	13:19'23.526
12	34.225	17.153	28.882	24.247	1'44.507	225,0	13:21'08.033
Race Time 20'46.776							

13° 55 H. DESSOV [1'42.910]							
Lap	Seg1	Seg2	Seg3	Seg4	Lap Time	km/h	Local Time
1		17.588	28.960	24.065	1'51.874	225,0	13:02'13.131
2	34.182	16.923	28.735	24.397	1'44.237	226,9	13:03'57.368
3	34.338	16.848	28.627	23.932	1'43.745	232,3	13:05'41.113
4	33.521	17.027	28.346	24.016	1'42.910	221,3	13:07'24.023
5	33.581	17.109	28.327	24.023	1'43.040C	220,9	13:09'07.063
6	33.609	17.110	28.503	23.999	1'43.221	222,2	13:10'50.284
7	33.624	17.045	28.640	24.212	1'43.521	223,6	13:12'33.805

14° 23 E. BARTOLINI [1'42.917]							
Lap	Seg1	Seg2	Seg3	Seg4	Lap Time	km/h	Local Time
1		16.874	28.562	23.651	1'47.767	228,3	13:02'09.024
2	33.510	16.884	28.344	24.241	1'42.979	219,1	13:03'52.003
3	33.328	16.807	28.446	24.652	1'43.233	219,1	13:05'35.236
4	33.036	16.715	28.559	23.875	1'42.185C	220,9	13:07'17.421
5	46.756	17.369	28.684	24.174	1'56.983C	214,7	13:09'14.404
6	33.339	17.060	28.774	24.216	1'43.389C	220,4	13:10'57.793
7	33.422	16.881	28.628	24.143	1'43.074	221,8	13:12'40.867
8	33.420	17.060	28.542	24.185	1'43.207	218,6	13:14'24.074
9	33.454	16.868	28.628	23.967	1'42.917	221,3	13:16'06.991
10	33.555	17.173	28.952	24.771	1'44.451	216,4	13:17'51.442
11	34.555	17.216	28.979	24.298	1'45.048	216,0	13:19'36.490
12	33.847	17.137	28.973	24.409	1'44.366	216,4	13:21'20.856
Race Time 20'59.599							

15° 26 M. GENNAI [1'43.680]							
Lap	Seg1	Seg2	Seg3	Seg4	Lap Time	km/h	Local Time
1		17.647	29.319	24.283	1'53.091	227,4	13:02'14.348
2	34.304	17.162	28.677	24.416	1'44.559	222,7	13:03'58.907
3	34.202	17.048	28.771	24.204	1'44.225	220,4	13:05'43.132
4	34.049	17.068	28.745	24.217	1'44.079	219,1	13:07'27.211
5	33.845	17.130	28.550	24.285	1'43.810C	220,4	13:09'11.021
6	33.743	17.124	28.756	24.057	1'43.680	219,1	13:10'54.701
7	33.852	17.221	28.865	24.527	1'44.465	222,7	13:12'39.166
8	33.878	17.146	28.634	24.471	1'44.129	218,6	13:14'23.295
9	34.399	16.977	28.619	24.171	1'44.166	220,9	13:16'07.461
10	33.647	17.129	28.626	25.092	1'44.494	218,6	13:17'51.955
11	34.360	17.185	28.850	24.650	1'45.045	218,6	13:19'37.000
12	33.955	16.989	28.662	24.292	1'43.898	223,6	13:21'20.898
Race Time 20'59.641							

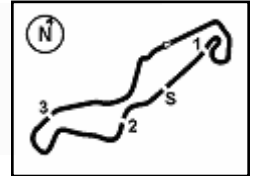
16° 40 J. CORREA [1'43.755]							
Lap	Seg1	Seg2	Seg3	Seg4	Lap Time	km/h	Local Time
1		17.299	28.781	24.017	1'51.002	227,4	13:02'12.259
2	34.168	17.200	28.940	24.277	1'44.585	222,7	13:03'56.844
3	34.402	17.118	29.137	24.587	1'45.244	222,7	13:05'42.088
4	33.942	17.035	28.808	24.703	1'44.488	225,5	13:07'26.576
5	33.932	17.320	28.555	24.110	1'43.917C	224,1	13:09'10.493
6	33.887	17.214	28.493	24.293	1'43.887	218,6	13:10'54.380
7	34.033	17.165	28.558	24.407	1'44.163	223,6	13:12'38.543
8	33.962	17.347	28.818	24.769	1'44.896	221,3	13:14'23.439
9	33.813	17.125	28.747	24.070	1'43.755	220,9	13:16'07.194
10	33.610	17.134	28.768	24.653	1'44.165	222,7	13:17'51.359
11	34.742	17.232	28.917	24.313	1'45.204	220,0	13:19'36.563
12	34.021	17.132	28.776	24.441	1'44.370	221,3	13:21'20.933
Race Time 20'59.676							

17° 77 J. OSUNA [1'43.542]							
Lap	Seg1	Seg2	Seg3	Seg4	Lap Time	km/h	Local Time
1		17.268	28.739	24.220	1'50.295	224,5	13:02'11.552
2	33.634	17.100	28.555	24.253	1'43.542	216,9	13:03'55.094
3	36.307	16.978	28.661	24.728	1'46.674	222,7	13:05'41.768
4	33.699	17.038	28.531	24.305	1'43.573	219,5	13:07'25.341
5	34.000	17.226	28.752	24.427	1'44.405C	216,9	13:09'09.746
6	33.600	17.349	28.655	24.575	1'44.179	212,6	13:10'53.925
7	33.764	17.285	28.680	24.784	1'44.513	213,9	13:12'38.438
8	33.662	17.353	28.730	24.601	1'44.346	213,4	13:14'22.784
9	33.672	17.179	28.673	24.423	1'43.947	213,9	13:16'06.731
10	33.912	17.403	28.734	24.995	1'45.044	218,6	13:17'51.775

19/04/2026 P = Pits In/Out - C = Lap Time Cancelled

These data/results cannot be reproduced, stored and/or transmitted in whole or in part by any manner of electronic, mechanical, photocopying, recording, broadcasting or otherwise now known or herein after developed without the previous express consent by the copyright owner, except for reproduction in daily press and regular printed publications on sale to the public within 60 days of the event related to those data/results and always provided that copyright symbol appears together as follows below.

© DORNA WSBK ORGANIZATION Srl 2026



Pirelli Dutch Round, 17-19 April 2026
Chronological Analysis Race 2

Start at 13:00'21.257

3 / 4

11	34.434	17.410	28.796	24.434	1'45.074	218,2	13:19'36.849
12	33.962	17.229	28.697	24.436	1'44.324	216,4	13:21'21.173
Race Time 20'59.916							

18° 12 H. MAIER [1'44.117]							
Lap	Seg1	Seg2	Seg3	Seg4	Lap Time	km/h	Local Time
1		17.398	29.595	24.160	1'52.393	221,3	13:02'13.650
2	34.066	17.347	28.998	24.126	1'44.537	222,2	13:03'58.187
3	34.063	17.033	28.972	24.327	1'44.395	224,1	13:05'42.582
4	35.615	17.248	28.974	24.066	1'45.903	221,8	13:07'28.485
5	33.922	17.222	28.867	24.324	1'44.335C	219,1	13:09'12.820
6	33.936	17.272	28.772	24.190	1'44.170C	220,4	13:10'56.990
7	33.986	17.295	28.714	24.214	1'44.209	218,6	13:12'41.199
8	33.803	17.149	28.899	24.266	1'44.117	220,9	13:14'25.316
9	34.043	17.215	28.859	24.094	1'44.211	221,8	13:16'09.527
10	33.917	17.507	29.019	24.481	1'44.924	216,0	13:17'54.451
11	34.242	17.326	28.816	24.403	1'44.787	217,7	13:19'39.238
12	34.229	17.113	29.051	24.653	1'45.046	220,0	13:21'24.284
Race Time 21'03.027							

19° 33 G. SANCHEZ [1'44.051]							
Lap	Seg1	Seg2	Seg3	Seg4	Lap Time	km/h	Local Time
1		17.281	28.688	24.305	1'50.557	229,3	13:02'11.814
2	34.096	17.357	28.868	24.527	1'44.848	220,9	13:03'56.662
3	34.336	17.123	28.801	24.754	1'45.014	223,1	13:05'41.676
4	33.619	17.118	28.506	24.844	1'44.087	219,5	13:07'25.763
5	33.844	17.126	28.706	24.230	1'43.906C	220,9	13:09'09.669
6	34.045	17.556	28.718	24.255	1'44.574	214,3	13:10'54.243
7	34.083	17.345	28.643	24.604	1'44.675	221,8	13:12'38.918
8	34.286	17.327	28.766	24.730	1'45.109	226,4	13:14'24.027
9	34.102	17.129	28.531	24.289	1'44.051	220,9	13:16'08.078
10	34.308	17.328	28.767	24.396	1'44.799	218,2	13:17'52.877
11	34.907	17.544	29.237	24.788	1'46.476	222,7	13:19'39.353
12	34.447	17.065	29.022	24.612	1'45.146	225,9	13:21'24.499
Race Time 21'03.242							

20° 66 P. TONN [1'43.771]							
Lap	Seg1	Seg2	Seg3	Seg4	Lap Time	km/h	Local Time
1		17.536	29.361	24.639	1'53.044	228,8	13:02'14.301
2	34.102	17.033	28.860	24.446	1'44.441	226,9	13:03'58.742
3	34.045	17.189	28.700	24.419	1'44.353	224,1	13:05'43.095
4	34.301	17.114	28.615	24.340	1'44.370	224,5	13:07'27.465
5	33.793	17.068	28.730	24.244	1'43.835C	225,5	13:09'11.300
6	33.764	16.985	28.748	24.274	1'43.771	223,6	13:10'55.071
7	33.855	17.106	28.778	24.315	1'44.054	224,5	13:12'39.125
8	34.149	17.430	28.795	24.406	1'44.780	227,4	13:14'23.905
9	33.906	17.076	28.652	24.360	1'43.994	231,3	13:16'07.899
10	33.934	17.265	29.140	24.972	1'45.311C	220,4	13:17'53.210
11	34.641	17.492	29.136	24.573	1'45.842	224,1	13:19'39.052
12	34.212	17.266	29.003	24.766	1'45.247	220,4	13:21'24.299
Race Time 21'03.042 + 0.243Pen							

21° 89 T. AKSU [1'43.885]							
Lap	Seg1	Seg2	Seg3	Seg4	Lap Time	km/h	Local Time
1		17.139	28.994	24.213	1'51.498	224,5	13:02'12.755
2	33.959	17.127	28.815	24.819	1'44.720	227,8	13:03'57.475
3	34.448	16.931	28.744	24.702	1'44.825	223,1	13:05'42.300
4	33.853	17.035	28.761	24.595	1'44.244C	225,5	13:07'26.544
5	34.226	17.249	28.527	24.368	1'44.370C	221,8	13:09'10.914
6	33.651	17.170	28.746	24.318	1'43.885	220,0	13:10'54.799
7	33.886	17.094	28.642	24.318	1'43.940	224,1	13:12'38.739
8	34.052	17.227	28.717	24.803	1'44.799	218,6	13:14'23.538
9	36.436	17.380	28.781	24.258	1'46.855	220,4	13:16'10.393
10	33.947	17.286	28.779	24.287	1'44.299	220,0	13:17'54.692
11	34.325	17.541	29.060	24.433	1'45.359	220,0	13:19'40.051
12	34.258	17.479	28.964	24.222	1'44.923	221,3	13:21'24.974
Race Time 21'03.717							

22° 39 J. RISUENO [1'44.020]								
Lap	Seg1	Seg2	Seg3	Seg4	Lap Time	km/h	Local Time	
1			17.320	28.688	24.513	1'50.448	228,3	13:02'11.705
2	34.309	17.327	28.735	24.549	1'44.920	222,7	13:03'56.625	
3	33.985	17.238	28.875	24.631	1'44.729	216,9	13:05'41.354	
4	33.630	17.211	28.664	24.625	1'44.130	217,3	13:07'25.484	
5	33.677	17.349	28.730	24.841	1'44.597C	215,1	13:09'10.081	
6	33.686	17.263	28.768	24.497	1'44.214	219,1	13:10'54.295	
7	33.797	17.159	28.693	24.371	1'44.020	219,1	13:12'38.315	
8	33.977	17.394	28.953	24.700	1'45.024	221,3	13:14'23.339	
9	33.626	17.233	28.742	24.930	1'44.531	217,7	13:16'07.870	
10	34.430	17.291	28.796	24.390	1'44.907C	218,2	13:17'52.777	
11	34.469	17.661	29.362	24.461	1'45.953	218,2	13:19'38.730	
12	34.277	17.413	29.025	25.764	1'46.479	216,9	13:21'25.209	
Race Time 21'03.952								

23° 16 A. FUERTES [1'43.986]								
Lap	Seg1	Seg2	Seg3	Seg4	Lap Time	km/h	Local Time	
1			17.269	28.857	24.174	1'50.694	225,5	13:02'11.951
2	34.140	17.346	28.825	24.505	1'44.816	225,9	13:03'56.767	
3	34.043	17.120	28.853	24.808	1'44.824	220,9	13:05'41.591	
4	34.299	17.129	29.060	24.426	1'44.914	223,1	13:07'26.505	
5	33.868	17.267	28.633	24.744	1'44.512C	219,1	13:09'11.017	
6	34.229	17.104	28.866	24.103	1'44.302	222,7	13:10'55.319	
7	33.869	17.080	28.680	24.357	1'43.986	221,8	13:12'39.305	
8	34.155	17.423	28.746	24.749	1'45.073	221,8	13:14'24.378	
9	33.892	17.430	28.833	24.284	1'44.439	223,6	13:16'08.817	
10	33.957	17.118	28.713	24.630	1'44.418	221,3	13:17'53.235	
11	34.112	17.572	29.407	24.782	1'45.873	219,1	13:19'39.108	
12	34.547	17.077	29.088	24.570	1'45.282	223,6	13:21'24.390	
Race Time 21'03.133 + 3.000Pen								

24° 41 I. PERISTERAS [1'43.974]								
Lap	Seg1	Seg2	Seg3	Seg4	Lap Time	km/h	Local Time	
1			17.459	28.894	24.466	1'51.675	225,9	13:02'12.932
2	34.456	17.120	28.797	24.324	1'44.697	227,8	13:03'57.629	
3	37.172	17.079	28.656	24.409	1'47.316	222,7	13:05'44.945	
4	33.972	17.078	28.540	24.384	1'43.974	221,8	13:07'28.919	
5	33.789	17.154	28.718	24.199	1'43.860C	222,2	13:09'12.779	
6	33.745	17.226	28.831	24.240	1'44.042C	220,9	13:10'56.821	
7	33.895	17.235	28.858	24.269	1'44.257	219,1	13:12'41.078	
8	33.743	17.165	28.926	24.269	1'44.103	219,5	13:14'25.181	
9	34.068	17.196	28.915	24.398	1'44.577	220,9	13:16'09.758	
10	33.887	17.447	29.096	24.674	1'45.104	222,7	13:17'54.862	
11	35.129	17.636	29.389	24.613	1'46.767	219,5	13:19'41.629	
12	34.313	17.552	29.289	24.776	1'45.930	218,2	13:21'27.559	
Race Time 21'06.302								

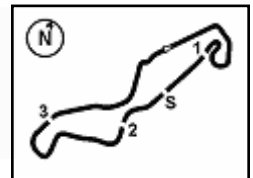
25° 73 F. SEABRIGHT [1'43.654]								
Lap	Seg1	Seg2	Seg3	Seg4	Lap Time	km/h	Local Time	
1			17.389	28.239	24.019	1'49.323	222,2	13:02'10.580
2	36.375	17.216	28.585	24.241	1'46.417	228,3	13:03'56.997	
3	36.263	17.019	28.479	23.939	1'45.700	229,8	13:05'42.697	
4	35.666	16.988	28.829	24.018	1'45.501	224,5	13:07'28.198	
5	33.466	16.976	28.197	23.819	1'42.458C	225,9	13:09'10.656	
6	43.365	17.558	28.677	24.394	1'53.994	220,0	13:11'04.650	
7	33.933	17.296	28.553	24.488	1'44.270	220,9	13:12'48.920	
8	33.829	17.270	28.616	24.354	1'44.069	224,5	13:14'32.989	
9	33.531	17.188	28.559	24.376	1'43.654	221,3	13:16'16.643	
10	33.575	17.305	28.566	24.364	1'43.810C	222,2	13:18'00.453	
11	34.117	17.396	28.588	24.135	1'44.236	221,3	13:19'44.689	
12	33.653	17.283	28.652	24.447	1'44.035	222,2	13:21'28.724	
Race Time 21'07.467								

26° 69 A. DI PERSIO [1'44.675]								
Lap	Seg1	Seg2	Seg3	Seg4	Lap Time	km/h	Local Time	
1			17.279	29.032	24.304	1'51.399	226,4	13:02'12.656

19/04/2026 P = Pits In/Out - C = Lap Time Cancelled

These data/results cannot be reproduced, stored and/or transmitted in whole or in part by any manner of electronic, mechanical, photocopying, recording, broadcasting or otherwise now known or herein after developed without the previous express consent by the copyright owner, except for reproduction in daily press and regular printed publications on sale to the public within 60 days of the event related to those data/results and always provided that copyright symbol appears together as follows below.

© DORNA WSBK ORGANIZATION Srl 2026



**Pirelli Dutch Round, 17-19 April 2026
Chronological Analysis Race 2**

Start at 13:00'21.257

4 / 4

Lap	Seg1	Seg2	Seg3	Seg4	Lap Time	km/h	Local Time
2	34.010	17.349	29.140	24.661	1'45.160	228,3	13:03'57.816
3	34.220	17.136	28.870	24.449	1'44.675	225,5	13:05'42.491
4	34.248	17.292	28.816	24.781	1'45.137	218,2	13:07'27.628
5	34.016	17.358	28.704	24.497	1'44.575C	222,2	13:09'12.203
6	33.764	17.446	28.908	24.628	1'44.746	217,3	13:10'56.949
7	34.410	17.322	28.871	24.517	1'45.120	219,1	13:12'42.069
8	33.750	17.489	28.972	24.679	1'44.890	216,0	13:14'26.959
9	33.902	17.444	28.925	24.547	1'44.818	218,2	13:16'11.777
10	33.971	17.796	29.082	24.944	1'45.793	215,1	13:17'57.570
11	34.692	18.090	29.366	24.862	1'47.010	213,4	13:19'44.580
12	34.151	17.556	29.093	24.736	1'45.536	214,7	13:21'30.116

Race Time 21'08.859

27° 93 A. AGASKA [1'44.765]

Lap	Seg1	Seg2	Seg3	Seg4	Lap Time	km/h	Local Time
1		17.231	29.535	24.587	1'52.751	226,4	13:02'14.008
2	34.119	17.222	28.879	24.545	1'44.765	227,8	13:03'58.773
3	34.689	17.107	28.909	24.209	1'44.914	226,9	13:05'43.687
4	34.251	17.258	29.130	24.505	1'45.144	222,7	13:07'28.831
5	34.122	17.213	28.939	24.371	1'44.645C	225,5	13:09'13.476
6	34.008	17.344	29.049	24.141	1'44.542C	221,3	13:10'58.018
7	34.169	17.366	29.087	24.272	1'44.894	221,8	13:12'42.912
8	34.571	17.472	29.175	24.555	1'45.773	217,7	13:14'28.685
9	34.356	17.619	29.180	24.599	1'45.754	218,6	13:16'14.439
10	34.506	17.554	29.479	24.611	1'46.150	216,9	13:18'00.589
11	34.336	17.503	28.896	24.207	1'44.942	219,5	13:19'45.531
12	34.153	17.468	28.987	24.858	1'45.466	219,5	13:21'30.997

Race Time 21'09.740

28° 98 T. BENETTI [1'44.424]

Lap	Seg1	Seg2	Seg3	Seg4	Lap Time	km/h	Local Time
1		17.418	29.357	24.348	1'52.685	222,7	13:02'13.942
2	33.995	17.218	28.805	28.204	1'48.222	222,2	13:04'02.164
3	35.006	17.398	29.004	24.936	1'46.344	216,9	13:05'48.508
4	34.024	17.419	28.953	24.723	1'45.119	217,7	13:07'33.627
5	33.770	17.292	28.940	24.733	1'44.735C	216,0	13:09'18.362
6	33.820	17.326	29.121	24.966	1'45.233C	217,3	13:11'03.595
7	33.878	17.483	29.012	24.784	1'45.157	215,1	13:12'48.752
8	33.769	17.587	28.759	24.443	1'44.558	213,4	13:14'33.310
9	33.793	17.193	28.907	24.531	1'44.424	217,3	13:16'17.734
10	33.818	17.374	29.151	24.704	1'45.047	217,3	13:18'02.781
11	34.187	17.528	29.160	24.663	1'45.538	215,1	13:19'48.319
12	34.196	17.601	29.283	24.824	1'45.904	215,1	13:21'34.223

Race Time 21'12.966

29° 13 I. SCHUNSELAAR [1'45.363]

Lap	Seg1	Seg2	Seg3	Seg4	Lap Time	km/h	Local Time
1		17.493	29.490	24.519	1'53.198	227,8	13:02'14.455
2	34.354	17.295	29.043	24.671	1'45.363	221,3	13:03'59.818
3	34.240	17.398	29.035	24.798	1'45.471	220,0	13:05'45.289
4	34.427	17.500	29.129	24.782	1'45.838	220,4	13:07'31.127
5	34.164	17.644	29.204	24.875	1'45.887C	215,1	13:09'17.014
6	34.467	17.756	29.446	24.900	1'46.569C	212,2	13:11'03.583
7	34.192	17.582	29.054	24.778	1'45.606	216,4	13:12'49.189
8	34.164	17.675	29.188	24.730	1'45.757	213,9	13:14'34.946
9	34.239	17.671	29.195	24.935	1'46.040	213,9	13:16'20.986
10	34.465	18.153	29.451	24.977	1'47.046	209,3	13:18'08.032
11	34.815	18.209	29.550	25.254	1'47.828	207,7	13:19'55.860
12	34.683	17.831	29.561	25.331	1'47.406	212,6	13:21'43.266

Race Time 21'22.009

30° 21 T. SOVICKA [1'45.596]

Lap	Seg1	Seg2	Seg3	Seg4	Lap Time	km/h	Local Time
1				24.894	2'02.723	225,9	13:02'23.980
2	34.331	17.377	29.474	24.853	1'46.035	217,3	13:04'10.015
3	34.470	17.435	29.142	24.854	1'45.901	216,9	13:05'55.916
4	34.154	17.470	29.096	24.876	1'45.596	215,1	13:07'41.512

RET	11 M. SORRENTI [1'43.844]							
Lap	Seg1	Seg2	Seg3	Seg4	Lap Time	km/h	Local Time	
1			17.152	28.901	24.195	1'50.917	221,3	13:02'12.174
2	34.365	17.220	28.885	24.524	1'44.994	222,7	13:03'57.168	
3	34.375	17.195	28.534	24.789	1'44.893	222,7	13:05'42.061	
4	33.669	17.007	28.376	24.792	1'43.844	219,1	13:07'25.905	
5	33.851	17.150	28.645	24.619	1'44.265C	218,6	13:09'10.170	

Race Time 8'48.913

RET	79 T. ALONSO [1'45.395]							
Lap	Seg1	Seg2	Seg3	Seg4	Lap Time	km/h	Local Time	
1			17.850	29.222	24.470	1'53.394	222,2	13:02'14.651
2	34.369	17.444	28.910	24.672	1'45.395	219,5	13:04'00.046	
3	34.537	17.510	29.848	47.815	2'09.710P	215,1	13:06'09.756	

Race Time 5'48.499

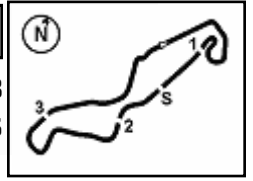
RET	92 G. CAZARD						
Lap	Seg1	Seg2	Seg3	Seg4	Lap Time	km/h	Local Time
1						226,9	

Race Time 9:98'7.3

19/04/2026 P = Pits In/Out - C = Lap Time Cancelled

These data/results cannot be reproduced, stored and/or transmitted in whole or in part by any manner of electronic, mechanical, photocopying, recording, broadcasting or otherwise now known or herein after developed without the previous express consent by the copyright owner, except for reproduction in daily press and regular printed publications on sale to the public within 60 days of the event related to those data/results and always provided that copyright symbol appears together as follows below.

© DORNA WSBK ORGANIZATION Srl 2026



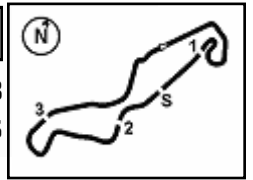
Pirelli Dutch Round, 17-19 April 2026
Best Laps & Speeds

No.	Rider Bike	Nat	Best Lap		FP		SP		WUP1		RC1		RC2	
			LL	SPD	LL	SPD	LL	SPD	LL	SPD	LL	SPD	LL	SPD
1	7 B. FERNANDEZ Kove 450RR	ESP	1'42.190 53 228,8		1'43.344 14 223,1		1'43.621 12 227,4		1'44.561 3 216,0		1'43.464 12 224,5		1'42.190 12 228,8	
2	71 L. VENEMAN Kawasaki ZX-6R 636	NED	1'42.360 36 228,8		1'42.792 9 222,2		1'42.499 10 228,8		1'42.759 5 220,9		222,2		1'42.360 12 228,3	
3	34 X. ARTIGAS Kawasaki ZX-6R 636	ESP	1'42.400 51 226,9		1'43.513 11 222,7		1'42.716 11 220,4		1'43.157 5 220,4		1'42.800 12 223,6		1'42.400 12 226,9	
4	68 K. BEEKMANS Suzuki GSX-8R	NED	1'42.491 50 228,8		1'43.843 10 221,8		1'42.765 11 225,0		1'43.081 5 219,5		1'42.970 12 220,0		1'42.491 12 228,8	
5	6 J. BUIS Suzuki GSX-8R	NED	1'42.505 52 233,3		1'43.127 14 218,2		1'42.505 9 223,6		1'42.826 5 217,3		1'42.826 12 225,9		1'42.532 12 233,3	
6	18 B. IERACI Triumph Daytona 660	ITA	1'42.525 53 225,9		1'43.731 14 217,7		1'43.478 10 221,3		1'43.150 5 218,6		1'42.942 12 220,0		1'42.525 12 225,9	
7	65 F. FLEERACKERS Suzuki GSX-8R	BEL	1'42.575 54 229,3		1'43.413 13 225,9		1'42.862 12 225,0		1'43.370 5 226,9		1'42.575 12 221,3		1'42.779 12 229,3	
8	38 D. SALVADOR Kawasaki ZX-6R 636	ESP	1'42.610 52 225,0		1'43.907 12 221,8		1'42.853 11 225,0		1'43.448 5 216,4		1'42.836 12 220,4		1'42.610 12 224,5	
9	91 M. VANNUCCI Aprilia RS 660 Factory	ITA	1'42.634 50 226,4		1'43.700 10 216,4		1'42.994 11 215,1		1'43.241 5 220,9		1'42.761 12 225,0		1'42.634 12 226,4	
10	43 M. GAGGI Yamaha YZF-R7	ITA	1'42.655 51 229,3		1'43.963 11 223,6		1'42.970 11 226,4		1'42.889 5 221,8		1'43.256 12 221,8		1'42.655 12 229,3	
11	50 C. THOMPSON Yamaha YZF-R7	AUS	1'42.706 51 229,3		1'43.898 11 221,8		1'43.128 11 223,6		1'42.859 5 222,7		1'42.706 12 225,9		1'42.830 12 229,3	
12	47 A. TORRES Kawasaki ZX-6R 636	ESP	1'42.768 53 230,8		1'44.817 13 223,1		1'43.089 11 224,1		1'44.230 5 217,3		1'43.287 12 225,5		1'42.768 12 230,8	
13	73 F. SEABRIGHT Triumph Daytona 660	GBR	1'42.842 41 229,8		1'43.931 14 224,1		1'42.938 10 227,8		1'42.842 5 228,3		218,2		1'43.654 12 229,8	
14	55 H. DESOY Triumph Daytona 660	GBR	1'42.910 37 232,3		1'44.470 11 222,2		1'43.836 9 228,8		1'43.878 5 228,3		222,7		1'42.910 12 232,3	
15	23 E. BARTOLINI Triumph Daytona 660	ITA	1'42.917 54 228,3		1'43.856 13 216,4		1'43.835 12 220,9		1'43.997 5 216,9		1'42.955 12 221,8		1'42.917 12 228,3	
16	27 F. MULYA Yamaha YZF-R7	INA	1'43.396 28 226,4		1'44.621 11 226,4		1'43.396 3 225,0		1'43.980 5 225,0		1'43.708 9 224,5			
17	11 M. SORRENTI Aprilia RS 660 Factory	ITA	1'43.504 33 222,7		1'45.201 12 217,3		1'43.504 11 215,1		1'43.859 5 215,1		220,4		1'43.844 5 222,7	
18	77 J. OSUNA Kawasaki ZX-6R 636	ESP	1'43.542 52 225,0		1'44.672 11 217,3		1'44.120 12 225,0		1'43.966 5 225,0		1'43.682 12 221,8		1'43.542 12 224,5	
19	26 M. GENNAI Yamaha YZF-R7	ITA	1'43.680 50 227,4		1'44.917 10 215,1		1'44.514 11 218,6		1'44.885 5 212,6		1'44.143 12 215,1		1'43.680 12 227,4	
20	40 J. CORREA Kawasaki ZX-6R 636	USA	1'43.755 54 227,4		1'44.620 13 222,2		1'44.462 12 225,0		1'44.131 5 218,6		1'44.831 12 222,7		1'43.755 12 227,4	
21	66 P. TONN Kove 450RR	GER	1'43.771 51 231,3		1'46.157 10 217,7		1'44.496 12 223,1		1'45.619 5 213,0		1'44.301 12 222,7		1'43.771 12 231,3	
22	41 I. PERISTERAS Aprilia RS 660 Factory	GRE	1'43.854 50 227,8		1'47.210 10 215,1		1'44.365 11 223,1		1'44.186 5 221,3		1'43.854 12 222,2		1'43.974 12 227,8	
23	98 T. BENETTI Aprilia RS 660 Factory	ITA	1'43.881 53 222,7		1'45.073 13 221,3		1'44.918 11 221,8		1'43.881 5 216,4		1'43.941 12 216,4		1'44.424 12 222,7	
24	89 T. AKSU Yamaha YZF-R7	AUS	1'43.885 51 227,8		1'45.870 11 219,1		1'44.569 11 223,6		1'45.433 5 220,0		1'44.614 12 214,7		1'43.885 12 227,8	
25	16 A. FUERTES Kawasaki ZX-6R 636	ESP	1'43.956 51 225,9		1'44.767 12 219,5		1'44.169 10 225,0		1'43.956 5 220,9		1'45.539 12 216,9		1'43.986 12 225,9	

19/04/2026

These data/results cannot be reproduced, stored and/or transmitted in whole or in part by any manner of electronic, mechanical, photocopying, recording, broadcasting or otherwise now known or herein after developed without the previous express consent by the copyright owner, except for reproduction in daily press and regular printed publications on sale to the public within 60 days of the event related to those data/results and always provided that copyright symbol appears together as follows below.

© DORNA WSBK ORGANIZATION Srl 2026



TT Circuit Assen 4.542 m

Pirelli Dutch Round, 17-19 April 2026
Best Laps & Speeds

2 / 2

No.	Rider Bike	Nat	Best Lap		FP		SP		WUP1		RC1		RC2					
			LL	SPD	LL	SPD	LL	SPD	LL	SPD	LL	SPD	LL	SPD				
26	39 J. RISUENO Kawasaki ZX-6R 636	ESP	1'44.020		1'44.499		1'44.188		1'44.248		1'44.778		1'44.020					
			51	228,3	12	220,9	10	221,8	5	216,4	12	220,0	12	228,3				
27	33 G. SANCHEZ Yamaha YZF-R7	ESP	1'44.051		1'45.482		1'44.340		1'45.431		1'44.474		1'44.051					
			52	229,3	12	222,2	11	224,5	5	216,9	12	225,0	12	229,3				
28	12 H. MAIER Yamaha YZF-R7	BRA	1'44.117		1'44.610		1'45.298		1'44.498		1'44.794		1'44.117					
			47	224,1	11	221,3	7	220,0	5	220,0	12	219,1	12	224,1				
29	69 A. DI PERSIO Yamaha YZF-R7	ITA	1'44.166		1'45.254		1'44.166		1'45.382		1'44.521		1'44.675					
			48	228,3	11	223,6	9	223,1	4	223,6	12	225,5	12	228,3				
30	93 A. AGASKA Yamaha YZF-R7	INA	1'44.520		1'46.265		1'46.181		1'48.201		1'44.520		1'44.765					
			48	227,8	11	223,6	9	225,0	4	218,6	12	220,4	12	227,8				
31	21 T. SOVICKA Yamaha YZF-R7	CZE	1'44.568		1'45.264		1'44.628		1'45.029		1'44.568		1'45.596					
			49	225,9	12	222,7	11	223,1	5	224,1	9	222,2	12	225,9				
32	92 G. CAZARD Yamaha YZF-R7	FRA	1'44.741		1'45.635		1'44.817		1'45.493		1'44.741		226,9					
			41	226,9	13	219,1	11	220,9	5	219,1	12	221,8						
33	13 I. SCHUNSELAAR Yamaha YZF-R7	NED	1'44.816		1'46.307		1'45.409		1'45.530		1'44.816		1'45.363					
			55	227,8	13	218,6	13	222,7	5	222,7	12	217,3	12	227,8				
34	79 T. ALONSO Yamaha YZF-R7	POR	1'44.913		1'46.289		1'45.253		1'45.326		1'44.913		1'45.395					
			37	222,2	10	213,4	12	219,5	5	218,6	7	219,1	3	222,2				

19/04/2026

These data/results cannot be reproduced, stored and/or transmitted in whole or in part by any manner of electronic, mechanical, photocopying, recording, broadcasting or otherwise now known or herein after developed without the previous express consent by the copyright owner, except for reproduction in daily press and regular printed publications on sale to the public within 60 days of the event related to those data/results and always provided that copyright symbol appears together as follows below.

© DORNA WSBK ORGANIZATION Srl 2026

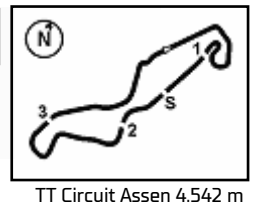
Pirelli Dutch Round, 17-19 April 2026
Fastest Laps Race 2

	No.	Rider	Nat	Team	Bike	Lap	Time	Gap
1	7	B. FERNANDEZ	ESP	Kove Racing Team 109	Kove 450RR	4	1'42.190	
2	71	L. VENEMAN	NED	MTM Kawasaki	Kawasaki ZX-6R 636	4	1'42.360	0.170
3	34	X. ARTIGAS	ESP	MTM Kawasaki	Kawasaki ZX-6R 636	3	1'42.400	0.210
4	68	K. BEEKMANS	NED	VLR Racing Team Suzuki	Suzuki GSX-8R	4	1'42.491	0.301
5	18	B. IERACI	ITA	CM Triumph Factory Racing	Triumph Daytona 660	3	1'42.525	0.335
6	6	J. BUIS	NED	Track & Trades Wixx Racing	Suzuki GSX-8R	4	1'42.532	0.342
7	38	D. SALVADOR	ESP	Team ProDina Kawasaki XCI	Kawasaki ZX-6R 636	4	1'42.610	0.420
8	91	M. VANNUCCI	ITA	Revo-M2	Aprilia RS 660 Factory	4	1'42.634	0.444
9	43	M. GAGGI	ITA	Team BrCorse	Yamaha YZF-R7	4	1'42.655	0.465
10	47	A. TORRES	ESP	Team ProDina Kawasaki XCI	Kawasaki ZX-6R 636	4	1'42.768	0.578
11	65	F. FLEERACKERS	BEL	Track & Trades Wixx Racing	Suzuki GSX-8R	3	1'42.779	0.589
12	50	C. THOMPSON	AUS	Team BrCorse	Yamaha YZF-R7	6	1'42.830	0.640
13	55	H. DESOY	GBR	PHR Performance Triumph	Triumph Daytona 660	4	1'42.910	0.720
14	23	E. BARTOLINI	ITA	CM Triumph Factory Racing	Triumph Daytona 660	9	1'42.917	0.727
15	77	J. OSUNA	ESP	Deza-Box 77 Racing Team	Kawasaki ZX-6R 636	2	1'43.542	1.352
16	73	F. SEABRIGHT	GBR	PHR Performance Triumph	Triumph Daytona 660	9	1'43.654	1.464
17	26	M. GENNAI	ITA	Panattoni BGR Smrz Racing	Yamaha YZF-R7	6	1'43.680	1.490
18	40	J. CORREA	USA	Pons Motosport Italika Racing	Kawasaki ZX-6R 636	9	1'43.755	1.565
19	66	P. TONN	GER	Kove Racing Team 109	Kove 450RR	6	1'43.771	1.581
20	11	M. SORRENTI	ITA	Revo-M2	Aprilia RS 660 Factory	4	1'43.844	1.654
21	89	T. AKSU	AUS	PATA AG Motorsport Italia	Yamaha YZF-R7	6	1'43.885	1.695
22	41	I. PERISTERAS	GRE	MMR	Aprilia RS 660 Factory	4	1'43.974	1.784
23	16	A. FUERTES	ESP	Deza-Box 77 Racing Team	Kawasaki ZX-6R 636	7	1'43.986	1.796
24	39	J. RISUENO	ESP	Pons Motosport Italika Racing	Kawasaki ZX-6R 636	7	1'44.020	1.830
25	33	G. SANCHEZ	ESP	ARCO Yamaha MotoR University Team	Yamaha YZF-R7	9	1'44.051	1.861
26	12	H. MAIER	BRA	Yamaha AD78 FIMLA by MS Racing	Yamaha YZF-R7	8	1'44.117	1.927
27	98	T. BENETTI	ITA	MMR	Aprilia RS 660 Factory	9	1'44.424	2.234
28	69	A. DI PERSIO	ITA	ARCO Yamaha MotoR University Team	Yamaha YZF-R7	3	1'44.675	2.485
29	93	A. AGASKA	INA	Progp Nitiracing	Yamaha YZF-R7	2	1'44.765	2.575
30	13	I. SCHUNSELAAR	NED	Indi Racing by Yamaha Ten Kare Racing	Yamaha YZF-R7	2	1'45.363	3.173
31	79	T. ALONSO	PDR	Miguel Oliveira Team	Yamaha YZF-R7	2	1'45.395	3.205
32	21	T. SOVICKA	CZE	Panattoni BGR Smrz Racing	Yamaha YZF-R7	4	1'45.596	3.406

19/04/2026

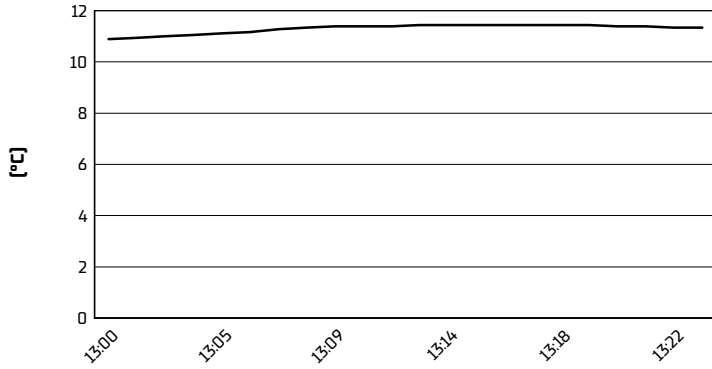
These data/results cannot be reproduced, stored and/or transmitted in whole or in part by any manner of electronic, mechanical, photocopying, recording, broadcasting or otherwise now known or herein after developed without the previous express consent by the copyright owner, except for reproduction in daily press and regular printed publications on sale to the public within 60 days of the event related to those data/results and always provided that copyright symbol appears together as follows below.

© DORNA WSBK ORGANIZATION Srl 2026

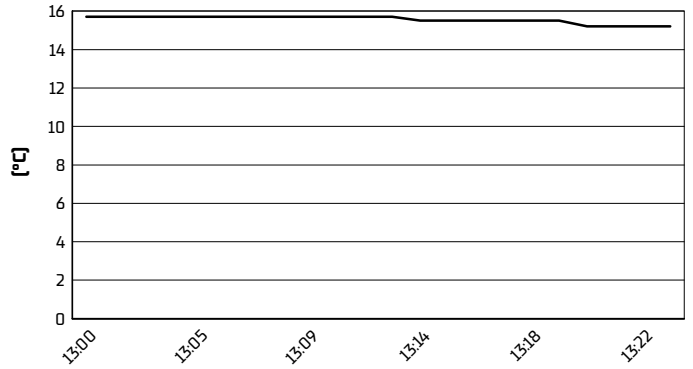


Pirelli Dutch Round, 17–19 April 2026
Weather Report Race 2
Session started 13:00 - Session ended 13:24


Air Temperature



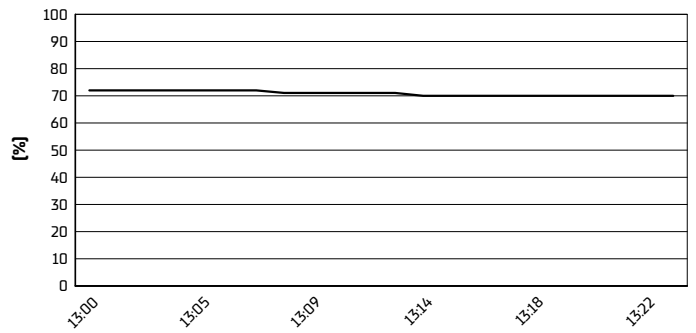
Track Temperature



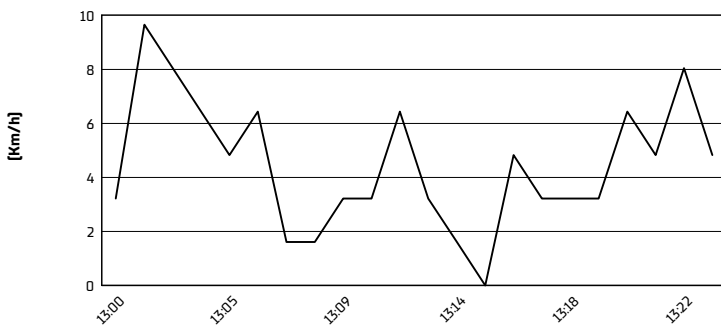
Air Pressure



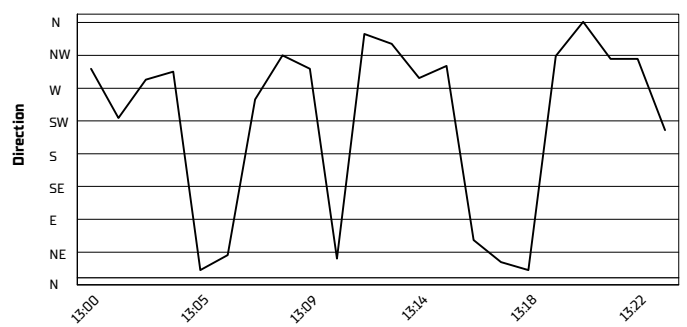
Humidity



Wind Speed



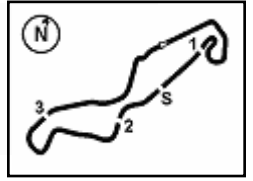
Wind Direction



19/04/2026

These data/results cannot be reproduced, stored and/or transmitted in whole or in part by any manner of electronic, mechanical, photocopying, recording, broadcasting or otherwise now known or herein after developed without the previous express consent by the copyright owner, except for reproduction in daily press and regular printed publications on sale to the public within 60 days of the event related to those data/results and always provided that copyright symbol appears together as follows below.

© DORNA WSBK ORGANIZATION Srl 2026



Pirelli Dutch Round, 17-19 April 2026
Riders Performance

TT Circuit Assen 4.542 m

	Points	Points From First	Points From Previous	March 23	April 19	May 17	May 31	June 14	September 9	September 27	October 18						
				PORTIMAO	ASSEN	MOST	ARAGON	MISANO	MAGNY-COURS	CREMONA	JEREZ						
				SP 1 2	SP 1 2	SP 1 2	SP 1 2	SP 1 2	SP 1 2	SP 1 2	SP 1 2	SP 1 2	SP 1 2	SP 1 2	SP 1 2	SP 1 2	SP 1 2
1 SALVADOR	69			3 2 2	5 3 4												
2 BUIS	64	5		5 4 6	2 1 3												
3 FLEERACKERS	59	10	5	2 3 9	6 5 1												
4 ARTIGAS	54	15	5	12 5 4	3 2 6												
5 TORRES	53	16	1	11 1 3	10 10 10												
6 VANNUCCI	41	28	12	1 24 8	9 4 2												
7 VENEMAN	40	29	1	6 9 1	1 Rt 8												
8 IERACI	35	34	5	7 6 10	13 6 7												
9 BARTOLINI	22	47	13	15 23 5	16 7 14												
10 BEEKMANS	19	50	3	4 17	4 8 5												
11 PONCET	18	51	1	8 7 7													
12 GAGGI	16	53	2	14 10 15	8 11 12												
13 THOMPSON	16	53	0	10 12 14	11 13 9												
14 FUERTES	13	56	3	13 8 11	20 27 23												
15 FERNANDEZ	12	57	1	21 -9 -9	15 9 11												
16 DESSOY	7	62	5	23 12	17 Rt 13												
17 GENNAI	6	63	1	25 13 24	26 14 15												
18 DI PERSIO	5	64	1	22 11 18	19 17 26												
19 OSUNA	4	65	1	26 19	18 12 17												
20 BENETTI	3	66	1	18 13	30 18 28												
21 SORRENTI	2	67	1	19 14 21	14 Rt Rt												
22 SANCHEZ	1	68	1	17 Rt	22 15 19												
23 RISUENO	1	68	0	20 15 27	21 25 22												

19/04/2026

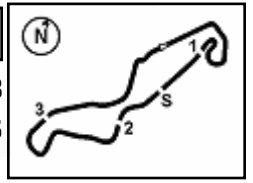
SP = Superpole - 1 = Race 1 - 2 = Race 2

Ns = Did Not Start - Rt = Retired - Ex = Excluded

These data/results cannot be reproduced, stored and/or transmitted in whole or in part by any manner of electronic, mechanical, photocopying, recording, broadcasting or otherwise now known or herein after developed without the previous express consent by the copyright owner, except for reproduction in daily press and regular printed publications on sale to the public within 60 days of the event related to those data/results and always provided that copyright symbol appears together as follows below.

© DORNA WSBK ORGANIZATION Srl 2026





TT Circuit Assen 4.542 m

Pirelli Dutch Round, 17-19 April 2026
Race Winners

	2026
01 Portimao	Torres A. (ESP) KAW Veneman L. (NED) KAW
02 Assen	Buis J. (NED) SUZ Fleerackers F. (BEL) SUZ
03 Most	
04 Aragon	
05 Misano	
06 Magny-Cours	
07 Cremona	
08 Jerez	

2026

- 1 J. Buis
- 1 **F. Fleerackers**
- 1 A. Torres
- 1 L. Veneman

ALL TIMES

- 1 J. Buis
- 1 **F. Fleerackers**
- 1 A. Torres
- 1 L. Veneman

19/04/2026

These data/results cannot be reproduced, stored and/or transmitted in whole or in part by any manner of electronic, mechanical, photocopying, recording, broadcasting or otherwise now known or herein after developed without the previous express consent by the copyright owner, except for reproduction in daily press and regular printed publications on sale to the public within 60 days of the event related to those data/results and always provided that copyright symbol appears together as follows below.

© DORNA WSBK ORGANIZATION Srl 2026